

KDM INTERNATIONAL LTD

SPECIALIST SUPPLIERS TO THE TRADE



2012

OUTDOOR TIMBER PRODUCTS

“KDM’s aim is to offer their customers exclusive and original products that meet the very highest standards of timber manufacturing. We are committed to provide our customers the ultimate in quality products, unrivalled service and value for money.”

Welcome to our range of garden products for 2012

Adding value and providing the perfect decorative solution to space, privacy and security, within your natural garden environment.

For the 2012 season KDM have made some important additions to create a comprehensive range of Softwood timber products that can be enjoyed either on their own or as combinations.

The focus of our product range is adding value, providing variety and options to suit all tastes and budgets.

In further developing our outdoor timber products range we have remained true to our core values of building successful and sustainable business partnerships from producer to end user. To reinforce our commitment to the environment we hold FSC® and PEFC Chain of Custody Certification.



We pride ourselves on our quality, range of product groups, stock holding, distribution facilities and offering a prompt delivery service throughout the UK and Ireland.

In line with new industry and treatment standards, for in-ground contact products, all of KDM’s European Fencing Posts, Slotted Posts and Newel Posts are produced from Redwood only, cut 2/4ex log, kiln dried to 18-28% moisture content and finally Pressure Treated to Hazard Class 4.

Each fencing and slotted post is labelled for traceability. Mixed Softwood, unseasoned, pressure treated posts can have a shorter expected life span than KDM’s Hazard Class 4 which has a desired life span of up to 15 years.



The Hazard Class 4 process adds a small percentage to the purchase price but will last many years longer and offers great value for money when considering the whole-life and replacement cost of product.

All of KDM’s imported products are manufactured from selected softwood, stainless steel fixings and treated with a high quality preservative. With the exception of our Willow and Hazel panels all our products are supplied pressure treated with a light green preservative to enhance the decorative style and protect the timber from insect infestation, fungal decay and rot. The light green colour will fade as the timber is exposed to weather conditions and further staining will be required to enhance the products appearance.

To maintain the company’s policy of continuous product development we reserve the right to change and improve specifications. As with all natural timber products they will be subject to movement and deterioration as they season. This may become evident with shakes, splits and warping. Timber is a natural product and these are not considered to be a fault or defect.



© 1996 FSC® A.C.
‘The global benchmark for responsible forest management’
The FSC® logo identifies products which contain wood from well managed forests certified in accordance with the rules of the Forest Stewardship Council.



PEFC/16-37-50

The PEFC logo identifies products which contain wood from well managed forests certified in accordance with the rules of the Programme for the Endorsement of Forest Certification Schemes.

Buying products identified with either schemes logo helps support the growth of responsible forest management worldwide.

EUROPEAN & UK FENCING PANELS AND ACCESSORIES See pages 7-21 & 32 for full range



Omega Lattice Top
Pages 7-9

180cm x 180cm
150cm x 180cm
120cm x 180cm
90cm x 180cm
160cm x 90cm – Wing

New for 2012



Improved for 2012

Omega Lattice
Page 9
180cm x 180cm



Arched Lattice Top
Page 10
180cm x 180cm



Concave Lattice Top
Page 10
157cm x 180cm



Arched Horizontal
Page 10
180cm x 180cm



Horizontal Lattice Top
Page 11
180cm x 180cm
150cm x 180cm
120cm x 180cm



'V' Arched Window
Page 12
180cm x 180cm



'V' Arched
Pages 12-13

180cm x 180cm
150cm x 180cm
120cm x 180cm
90cm x 180cm

New for 2012



Square Horizontal
Pages 14-15

180cm x 180cm
150cm x 180cm
120cm x 180cm
90cm x 180cm



Hazel Hurdle Page 16
180cm x 180cm
150cm x 180cm
120cm x 180cm
90cm x 180cm



Willow Hurdle
Page 17
180cm x 180cm
150cm x 180cm
120cm x 180cm
90cm x 180cm



Featheredge Pages 18-20
180cm x 183cm
165cm x 183cm
150cm x 183cm
120cm x 183cm
90cm x 183cm

Improved for 2012

Also available in Brown



Double Sided Paling
Page 21
180cm x 183cm
150cm x 183cm
120cm x 183cm



Posts
Page 32
Hazard Class 4
Individually marked

New for 2012



Accessories
Page 32
Posts, Gravel and
Landscaping Boards.
Extension & Repair Kit

Improved for 2012

PANEL AND LATTICE COMBINATIONS See page 22 for full range



Arched and Concave Lattice Top
Page 22



Square Horizontal + Heavy Diamond Lattice
Page 22



HEAVY / DIAMOND / PRIVACY LATTICE See pages 23-25 for full range



Heavy Diamond Lattice
Page 23



Diamond Lattice
Page 24



Privacy Lattice
Page 25

All panel and gate measurements appear in metric and are shown in height x width (from the highest point).

We recommend all panels are slightly raised off the ground and where appropriate drainage holes are made in the bottom framing.

GATES AND FIXINGS See pages 26-28 for full range



New for 2012

Elite Tongue & Groove Gate Page 26



New & Improved for 2012

Featheredge Gate Page 26-27



Arched Lattice Top Gate Page 26



Elite Cross Top Gate Page 28



Picket Gate Page 30-31

BORDER AND DECK PANELS See pages 28-29 & 34 for full range



Elite Cross Top Page 28



Cross Top Page 29



Arched Top Page 29



Improved for 2012

Colonial Spindle Decking Panel Page 34



Improved for 2012

Stop Chamfered Spindle Decking Panel Page 34

PICKET PANELS, GATES AND COMPONENTS See pages 30-31 for full range



Elite Round Top Picket Panels & Gate Page 30



Round Top Picket Panels & Gates Page 31



Planed, Round and Pointed Top Picket Boards Page 31



ARCHES AND PERGOLA See page 33 for full range



New for 2012

Elite Omega Top Arch Page 33



Omega Top Arch + Seat Page 33



Rose Arch Page 33



Omega Top Arch Page 33



Pergola Page 33

DECK BOARDS AND COMPONENTS See page 35 for full range



Redwood Deck Boards Page 35



Redwood Deck Boards Page 35



Hand Rail Page 35



Spindles Page 35



Improved for 2012

Newels Page 35

GARDEN FURNITURE See pages 36-37 for full range



Bench Page 36



Round Table + Bench Seat Page 36



'A' Frame Table Page 36



New for 2012

Standard 'A' Frame Table Page 37



Bench, Table & Carver Page 37

LANDSCAPING AND GARDEN PRODUCTS See pages 38-39 for full range



Sleepers
Page 38



Redwood Planed – Gravel and Landscaping Boards
Page 38



Double Dustbin Cover
Page 38



Log Roll
Page 38



Planter and Trellis
Page 39



Elite Planter
Page 39



Rectangular Planter
Page 39



Hexagonal Planter
Page 39



Pine Barrel Planter
Page 39

SECTIONAL BUILDING COMPONENTS See page 40 for full range



T&G Shiplap
Page 40



PTG V
Page 40



Overlap Shiplap
Page 40



Framing
Page 40



Framing
Page 40

AGRICULTURAL & SAWN FENCING PRODUCTS See page 41 for full range



Cundy Peeled Poles
Page 41



Panel Components
Page 41



Machine Half Rounds
Page 41



Hazard Class 4
Page 41



Machine Rounds
Page 41

SVENSKSHOMES See pages 42-44 for further details



Asunden
Page 42



Svaneholm
Page 44



Fiskeback
Page 44



Mora
Page 44



Stenberg
Page 44

Fencing and Garden Products

In maintaining the company's policy of continuous product development we have introduced a number of new products for the 2012 season and improved some existing product lines. Each of the new or improved products are highlighted throughout the brochure. As described on page 2 a major development has been the introduction of Hazard Class 4 treatment on all our European Fencing Posts, Slotted Posts and Newel Posts. There have been numerous trade articles on pressure treatment of in-ground contact products so KDM have taken the step of pressure treating all our posts to Hazard Class 4 standard. Therefore extending the desired life span to 15 years.

Our range includes:

- European & UK Fencing Panels
- Planed and Ribbed Posts – Hazard Class 4
- Planed Decorative Lattice
- Gates and Fixings
- Border and Deck Panels
- Deck Boards and Components
- Picket Panels, Gates and Components
- Arches and Pergola
- Garden Furniture
- Storage and Recycling
- Landscaping
- Planters
- Log Roll
- T&G Shiplap
- Overlap Shiplap
- PTG'V
- Framing
- Cundy Poles
- Machine Rounds
- Sawn Fencing Components



Omega Lattice Top

Sizes Order Code
 180cm x 180cm OLT180



Pressure
Treated
to Hazard
Class 4

Redwood Panel Posts – Planed and Ribbed, 4 way Rounded Top

Size – 2/4ex log	Order Code
100mm x 100mm x 1.8m, PAR to finish 90mm x 90mm	P100 – 1.8
100mm x 100mm x 2.4m, PAR to finish 90mm x 90mm	P100 – 2.4
100mm x 100mm x 2.7m, PAR to finish 90mm x 90mm	P100 – 2.7
75mm x 75mm x 2.4m, PAR to finish 70mm x 70mm	P75 – 2.4

Omega Wing

Sizes Order Code
 160cm x 90cm OW160

Lattice = 12mm x 30mm
 Planed and Rounded Edges
 Inside Gap = 50mm



EUROPEAN FENCING PANELS



Omega Lattice Top

Sizes Order Code
120cm x 180cm OLT120



Omega Lattice Top

Sizes Order Code
150cm x 180cm OLT150



Redwood Planed – Gravel and Landscaping Boards

Size Order Code
50mm x 150mm x 1.8m GB18
Planed all Round
45mm x 145mm

OLT150 panel image includes
KDM's planed gravel boards

Lattice = 12mm x 30mm
Planed and Rounded Edges
Inside Gap = 50mm

Improved
for 2012
Now produced
to our HDL
Specification



Omega Lattice

Size Order Code
180cm x 180cm OL180

Lattice = 8mm x 40mm
Planed and Rounded Edges.
Inside Gap = 70mm



New for
2012

Omega Lattice Top

Sizes Order Code
90cm x 180cm OLT90

OLT90 panel image includes
KDM's planed gravel boards



EUROPEAN FENCING PANELS



Arched Lattice Top

Size Order Code
180cm x 180cm ALT180

Lattice = 12mm x 30mm
Planed and Rounded Edges
Inside Gap = 50mm

Concave Lattice Top

Size Order Code
157cm x 180cm CLT180

Please see page 22 for Arched Lattice Top and Concave Lattice Top combinations



Arched Horizontal

Size Order Code
180cm x 180cm AH180



EUROPEAN FENCING PANELS



Horizontal Lattice Top

Size Order Code
180cm x 180cm HLT180



Horizontal Lattice Top

Size Order Code
150cm x 180cm HLT150



Horizontal Lattice Top

Size Order Code
120cm x 180cm HLT120

Lattice = 12mm x 30mm
Planed and Rounded Edges
Inside Gap = 50mm



EUROPEAN FENCING PANELS



'V' Arched
Size 180cm x 180cm Order Code VA180

'V' Arched Window
Size 180cm x 180cm Order Code VAW180



'V' Arched
Size 150cm x 180cm Order Code VA150



EUROPEAN FENCING PANELS



'V' Arched
Size 120cm x 180cm
Order Code VA120



New for 2012

'V' Arched
Size 90cm x 180cm
Order Code VA90



EUROPEAN FENCING PANELS



Square Horizontal

Size	Order Code
180cm x 180cm	SH180



Square Horizontal

Size	Order Code
150cm x 180cm	SH150

EUROPEAN FENCING PANELS



Square Horizontal

Size Order Code
120cm x 180cm SH120



Square Horizontal

Size Order Code
90cm x 180cm SH90



HAZEL HURDLES



Hazel Hurdle

Size

150cm x 180cm

120cm x 180cm

90cm x 180cm

} Special Order only



Hazel Hurdle

Size

180cm x 180cm

Order Code

HH180



WILLOW HURDLES



Willow Hurdle

Size	Order Code
180cm x 180cm	WH180
150cm x 180cm	} Special Order only
120cm x 180cm	



Willow Hurdle

Size	Order Code
90cm x 180cm	WH90



Improved for 2012



Featheredge
Size
180cm x 183cm
Order Code
FEP180G (Green)
FEP180B (Brown)



Improved for 2012



Featheredge
Size
165cm x 183cm
Order Code
FEP165G (Green)
FEP165B (Brown)

Featheredge Board 2ex 22mm x 125mm
Fully Framed 32mm x 47mm battens

All our Featheredge panels are constructed with 1/2 lapped framing joints. See page 20 for details.



Improved
for 2012



Featheredge

Size
150cm x 183cm

Order Code
FEP150G (Green)
FEP150B (Brown)



Improved
for 2012

Featheredge

Size
120cm x 183cm

Order Code
FEP120G (Green)
FEP120B (Brown)



Featheredge Board 2ex 22mm x 125mm
Fully Framed 32mm x 47mm battens

All our Featheredge panels are constructed with 1/2 lapped framing joints. See page 20 for details.



Improved for 2012



Featheredge
Size 90cm x 183cm
Order Code FEP90G (Green) FEP90B (Brown)



All heights are also available in Brown

All our Featheredge panels are constructed with 1/2 lapped framing joints



Featheredge Board 2x 22mm x 125mm Fully Framed 32mm x 47mm battens



Double Sided Paling

Size Order Code
180cm x 183cm DSP180

All Double Sided Paling panels
Framing 28mm x 65mm
Boards 10mm x 100mm Fine Sawn
Capping Rail 10mm x 50mm



Double Sided Paling

Size Order Code
150cm x 183cm DSP150



Double Sided Paling

Size Order Code
120cm x 183cm DSP120



PANEL AND LATTICE COMBINATIONS



Arched and Concave Lattice Top

Size

Arched 180cm x 180cm
Concave 157cm x 180cm

Order Code

ALT180
CLT180



Square Horizontal + HDL

Size

150cm x 180cm
30cm x 180cm

Order Code

SH150
HDL1



Square Horizontal + HDL

Size

120cm x 180cm
45cm x 180cm

Order Code


SH120
HDL8




HEAVY DIAMOND LATTICE




HDL 1



HDL 10



HDL 3




HDL 11


Heavy Diamond Lattice
 Planed all round
 Framing = 45mm x 45mm
 Lattice Width = 40mm
 – Rounded Edges
 Lattice Thickness = 8mm
 – Rounded Edges
 Lattice Gaps from Inside Edges = 70mm




Profile	Size	Code
Convex	30cm x 180cm	HDL1
Convex	45cm x 180cm	HDL3
Convex	60cm x 180cm	HDL5
Rectangle	30cm x 180cm	HDL7
Rectangle	45cm x 180cm	HDL8
Rectangle	60cm x 180cm	HDL9
Rectangle	90cm x 180cm	HDL10
Rectangle	120cm x 180cm	HDL11
Rectangle	150cm x 180cm	HDL12
Square	180cm x 180cm	HDL13




HDL 5



HDL 12




HDL 7



HDL 8




HDL 13




HDL 9

All lattice measurements are shown in shoulder heights x width



DIAMOND LATTICE




DT 1



DT 9




DT 2




DT 10

Diamond Lattice
 Planed all round
 Framing = 30mm x 30mm
 Framing = 45mm x 45mm for DT13 / DT14 / DT15
 Lattice Width after Planing = 20mm – Rounded Corners
 Lattice Thickness after Planing = 8mm – Rounded Corners
 Lattice Gaps from Inside Edges = 40mm

 FSC
 www.fsc.org
 #SPP-C01546


Profile	Size	Code
Convex	30cm x 183cm	DT1
Concave	27cm x 183cm	DT2
Omega	30cm x 183cm	DT21
Convex	45cm x 183cm	DT3
Convex	60cm x 183cm	DT5
Rectangle	30cm x 183cm	DT7
Rectangle	45cm x 183cm	DT8
Rectangle	60cm x 183cm	DT9
Rectangle	90cm x 183cm	DT10
Rectangle	120cm x 183cm	DT11
Rectangle	150cm x 183cm	DT12
Rectangle	180cm x 183cm	DT13
Convex	160cm x 183cm	DT14
Concave	157cm x 183cm	DT15
Corner Section	45cm x 45cm	DT20




DT 21



DT 11




DT 3




DT 12



DT 20




DT 5



DT 7



DT14 Convex DT15 Concave



DT 8


PRIVACY LATTICE




PL 7



PL 8



PL 9




PL 10



PL 11



PL 12



Privacy Lattice



Planed all round

Framing = 35mm x 30mm

Framing = 45mm x 45mm for PL13

Lattice Width = 20mm

– Rounded Edges

Lattice Thickness = 8mm

– Rounded Edges

Lattice Gaps from

Inside Edges = 20mm

Profile	Size	Code
Rectangle	30cm x 183cm	PL7
Rectangle	45cm x 183cm	PL8
Rectangle	60cm x 183cm	PL9
Rectangle	90cm x 183cm	PL10
Rectangle	120cm x 183cm	PL11
Rectangle	150cm x 183cm	PL12
Rectangle	180cm x 183cm	PL13

Stock Item for 2012




Stock Item for 2012

PL 13

GATES & FIXINGS



Inbuilt Handle Support



Gate Fixings
Order Code
Right Hand GF-RH



Arched Lattice* Top Gate

Size 180cm x 90cm
Order Code ALTG180



'V' Arched* Gate

Size 180cm x 90cm
Order Code VAG180



Elite Tongue and Groove Gate

Size 175cm x 90cm
Order Code ETG180

Planed Framing
Fully Framed
Ledged & Braced



Tongue and Groove Gate

Size 180cm x 90cm
Order Code TG180



Elite Featheredge* Gate – Green

Size 175cm x 90cm
Order Code FEG180PG

Planed Framing
Fully Framed
Ledged & Braced



GATES & FIXINGS



Arched Horizontal Gate*

Size 180cm x 90cm
Order Code AHG180



Square Horizontal Gate*

Size 180cm x 90cm
Order Code SHG180



Recommended Gate Hinges for the SHG180



New for 2012

Regency Gate

Size 90cm x 90cm
Order Code RG90



Improved for 2012

Featheredge Gate – Green*

Size 175cm x 90cm
Order Code FEG180SG

Sawn Framing
Fully Framed
Ledged & Braced



New for 2012

Elite Featheredge Gate – Brown*

Size 175cm x 90cm
Order Code FEG180PB

Planed Framing
Fully Framed
Ledged & Braced



Improved for 2012

Featheredge Gate – Brown*

Size 175cm x 90cm
Order Code FEG180SB

Sawn Framing
Fully Framed
Ledged & Braced



* denotes

BORDER & DECK PANELS AND GATES



Elite Cross Top
 Size 90cm x 180cm Order Code ECT90

All Border and Deck Panels
 Framing 45mm x 70mm
 Slats 16mm x 90mm



Elite Cross Top Gate
 Size 90cm x 90cm Order Code ECTG90



Cross Top Gate
 Size 90cm x 90cm Order Code CTG90



Pressure Treated to Hazard Class 4

Redwood Border & Picket Posts – Planed Smooth, 2 way Rounded Top

Size – 2/4ex log 100mm x 100mm x 1.35m, PAR to finish 90mm x 90mm Order Code P100-1.35



BORDER & DECK PANELS AND GATES



Cross Top
Size 90cm x 180cm Order Code CT90



Arched Top
Size 95cm x 180cm Order Code AT90





Elite Round Top Picket Panels

Size	Order Code
Picket 90cm x 183cm	ERTP90
Gate 90cm x 90cm	ERTPG90
Smooth Planed with Rounded Edges	
Boards = 25mm x 75mm	
Gaps = 45mm	



Pressure Treated to Hazard Class 4

Redwood Border & Picket Posts – Planed Smooth, 2 way Rounded Top

Size – 2/4ex log	Order Code
100mm x 100mm	P100-1.35
x 1.35m,	
PAR to finish 90mm	
x 90mm	



PICKET PANELS, GATES AND COMPONENTS



Round Top Picket Panel and Gate

Size
 Picket 120cm x 183cm
 Gate 120cm x 90cm
 Smooth Planed Boards & Rails
 Boards = 19mm x 70mm
 Gaps = 70mm

Order Code
 RTP120
 RTPG120



Round Top Picket Panel and Gate

Size
 Picket 90cm x 183cm
 Gate 90cm x 90cm
 Smooth Planed Boards & Rails
 Boards = 19mm x 70mm
 Gaps = 70mm

Order Code
 RTP90
 RTPG90



Planed, Round Top Picket Boards

Thickness = 19mm
 Width = 70mm
 Length = 0.9m and 1.2m
 Order Code PB900RND
 Order Code PB1200RND



Planed, Pointed Top Picket Boards

Thickness = 19mm
 Width = 70mm
 Length = 0.9m and 1.2m
 Order Code PB900PTD
 Order Code PB1200PTD



Planed, Back Rail

Thickness = 30mm
 Width = 70mm
 Length = 1.830m
 Order Code AR1830

Please note we currently stock planed 19mm x 70mm x 900mm & 1200mm Round and Pointed top boards at both depots. Other sizes and specifications are available on request.



FENCING PANEL ACCESSORIES

As previously mentioned in our brochure a major development for the 2012 season and beyond has been the introduction of Hazard Class 4 treatment on all our European Posts. There have been numerous trade articles on pressure treatment of in-ground contact products so KDM have taken the step of pressure treating all our fencing posts and slotted posts to Hazard Class 4 as standard. Therefore extending the desired life span to 15 years.



Redwood Panel Posts – Planed and Ribbed, 4 way Rounded Top

Size – 2/4ex log	Order Code
100mm x 100mm x 1.8m, PAR to finish 90mm x 90mm	P100 – 1.8
100mm x 100mm x 2.4m, PAR to finish 90mm x 90mm	P100 – 2.4
100mm x 100mm x 2.7m, PAR to finish 90mm x 90mm	P100 – 2.7
75mm x 75mm x 2.4m, PAR to finish 70mm x 70mm	P75 – 2.4



Redwood Border & Picket Posts – Planed Smooth, 2 way Rounded Top

Size – 2/4ex log	Order Code
100mm x 100mm x 1.35m, PAR to finish 90mm x 90mm	P100-1.35



Redwood H Posts. Planed & Ribbed, Square both ends

Size – 2/4ex log	Order Code
100mm x 100mm x 2.4m PAR to finish 90mm x 90mm	H100-2.4m



All Panel and Slotted
Posts treated to
Hazard Class 4 are
individually marked



Repair Kit Framing

Size	Order Code
Single Groove	RK-SGF
used to repair V Arched and HDL products	
Double Groove	RK-DGF
used to repair all Horizontal Slat Panels	



Repair Kit Slats

Size	Order Code
9mm x 95mm	RK-Slats
x 1.8m – Ribbed	



Panel Extension Kit

Size	Order Code
14mm x 44mm	PEK
x 1.8m – Planed Smooth	



Redwood Planed – Gravel and Landscaping Boards

Size	Order Code
50mm x 150mm x 1.8m	GB18
Planed all Round 45mm x 145mm	

ARCHES AND PERGOLA



Omega Top Arch*

Size
60cm = depth
125cm = width
(not fixed)
225cm = height

Order Code
OTA1



Omega Top Arch* with Seat

Size
60cm = depth
125cm = width
225cm = height

Order Code
OTAS1



Rose Arch*

Size
70cm = depth
100cm = width
260cm = height

Order Code
RA1



Pergola*

Size
Slotted Posts
100mm x 100mm
x 2.7m, nominal PAR

Pergola Rail
50mm x 100mm
x 2.1m, nominal PAR

50mm x 100mm
x 2.7m, nominal PAR

50mm x 100mm
x 3.6m, nominal PAR

Order Code

SP

Pressure Treated to Hazard Class 4

PR1

PR2

PR3



Elite Omega Top Arch

Size
75cm = depth
130cm = width
230cm = height
Sizes are approximate

Order Code
EOTA2

New for 2012



Elite Omega Top Arch



Lattice Corner Section

Order Code
DT20

* denotes



DECK PANELS



Improved
for 2012

Colonial Spindle Panel
Size Order Code
Height 980mm CS-Panel
Length 2.4m
16 spindles per panel



Improved
for 2012

Stop Chamfered Spindle Panel
Size Order Code
Height 980mm CHS-Panel
Length 2.4m
16 spindles per panel

DECK BOARDS AND COMPONENTS



Hand Rail
 Size 30 x 66 x 2400mm Order Code HR1



Pressure Treated to Hazard Class 4



Spindles
 Size Stop Chamfered Spindle 41 x 41 x 895mm Order Code CHS
 Colonial Spindle 41 x 41 x 895mm CS

Newels
 Size Pyramid Top Newel 83 x 83 x 1800mm Order Code PN18
 Colonial Newel 83 x 83 x 1250mm CN12
 Pyramid Top Newel 83 x 83 x 1200mm PN12



Redwood Deck Boards
 Size 32 x 125mm Order Code DK32125
 Planed to Finish
 28 x 120mm Actual
 Lengths 2.4m to 5.4m
 Packaged to length



Redwood Deck Boards
 Size 38 x 150mm Order Code DK38150
 Planed to Finish
 34 x 145mm Actual
 Lengths 2.4m to 5.4m
 Packaged to length

GARDEN FURNITURE



Bench

Size Order Code
150cm B150



Bench

Size Order Code
120cm B120



Standard Round Table + Bench Seat

Size Order Code
Diameter of Table Top = 130cm SBS
Total Diameter = 210cm



'A' Frame Table + Back

Size Order Code
Table Top = 72cm x 180cm PB180B
Overall size = 210cm x 180cm



Oak Bench

Size Order Code
150cm OB150



'A' Frame Table

Size Order Code
Table Top = 72cm x 180cm PB180
Overall size = 150cm x 180cm
Table Top = 72cm x 140cm PB140
Overall size = 150cm x 140cm

GARDEN FURNITURE



Bench

Size 150cm
Order Code B150

Garden Table

Size Table = 76cm wide x 86cm high x 150cm long
Order Code GT150

Carver

Size 70cm
Order Code C70



New for 2012

Standard 'A' Frame Table

Size Table Top = 69cm x 150cm
Overall size = 150cm x 150cm
Order Code SPB150



Top & Bottom Shelf to fit Carver


Order Code TBS



New for 2012

Standard 'A' Frame Table

Size Table Top = 72cm x 180cm
Overall size = 160cm x 180cm
Order Code SPB180



Conversation Table

Size 50cm x 50cm
Order Code CT50



Sleepers

Size

100mm x 200mm x 2.4m

125mm x 250mm x 2.4m

Order Code

S10020024

S12525024



Redwood Planed – Gravel and Landscaping Boards*

Size

50mm x 150mm x 1.8m

Planed all Round

45mm x 145mm

Order Code

GB18



Double Dustbin Covers

Size

145cm wide x 86cm deep

x 110/125cm high

Order Code

DDC



Log Roll

Diameter 70mm half round

Heights 150mm, 225mm, 300mm, 375mm

Length 1.8m

* denotes





Pine Barrel Planter

Size Sets of 3 – Order Code
 47cm x 49cm BP
 40cm x 40cm
 30cm x 30cm



Elite Planter

Size Order Code
 50cm x 50cm x 100cm EP



Hexagonal Planter

Size Sets of 2 – Order Code
 39cm x 65cm x 65cm HP
 34cm x 54cm x 54cm



Rectangular Planter

Size Sets of 2 – Order Code
 34cm x 52cm x 82cm RP
 29cm x 40cm x 70cm



Planter and Trellis

Size Order Code
 153cm x 50cm x 100cm PT

Sizes are approximate and are shown in height x width x length



SECTIONAL BUILDING COMPONENTS



Shiplap



Framing



T&G Shiplap

Size
16mm x 125mm
nominal planed
to finish 12mm x
120mm actual

Order Code
TG16125



Framing

Size
50mm x 50mm
nominal PAR 1EFS
4RC to finish
45mm x 45mm
actual

Order Code
F5050



PTG'V

Size
16mm x 125mm
nominal planed
to finish 12mm x
120mm actual

Order Code
PTGV16125



Framing

Size
38mm x 50mm
nominal PAR 1EFS
4RC to finish
34mm x 45mm
actual

Order Code
F3850



Overlap Shiplap

Size
16mm x 125mm
nominal planed
to finish 12mm x
120mm actual

Order Code
OL16125

1EFS = One Edge Fine Sawn
4 RC = Four Rounded Corners



Cundy Peeled Poles

Main Sizes

50-75mm x 1.65m / 1.8m / 2.4m
 75-100mm x 1.65m / 1.8m / 2.4m
 125-150mm x 2.1m / 2.4m
 Other sizes available on request

All our agriculture and sawn fencing products are sold ex quay and not from Wakefield / Bury St Edmunds



We are also able to offer a Redwood Only branded product that is treated to HC 4 with Osmose Naturewood plus. Available on a forward order basis this product comes with a 15 year warranty.



Panel Components

Single and Double Waney Edge Slats

Thickness 5mm – 8mm
 Widths 100mm – 150mm
 Lengths 1.825m

Battens

Thickness 16mm – 19mm
 Widths 36mm – 38mm
 Lengths 1.219m to 1.828m

Cappings

16mm x 44mm x 1.828m
 16mm x 50mm x 1.828m
 Five Sided.

We can offer the slats, battens and cappings unseasoned or green pressure treated.



Machine Rounds and Half Rounds

Main sizes

50mm/60mm/75mm/85mm/100mm & wider
 Lengths 0.9m to 4.8m

Ex Quay and forward order.



Pre-fabrication construction • State-of-the-art manufacture



High specification design

Multiple Choice, Versatile Living.

We are delighted to introduce our exciting new range of Svenskhomes "Panelised" Thermally Efficient pre-fabricated buildings.

Produced at our state-of-the-art manufacturing plant, using timbers sourced from slow grown pine and spruce forests, in the far north of Sweden, they are designed to the highest specification to resist the extremes of the Scandinavian climate. They offer exceptional levels of energy efficiency and their versatility ticks all the boxes for business, school, sports and private use.

Furthermore, the pre-fabricated construction reduces on-site build time dramatically and can, subject to building size, be water-tight in just one day, with all external walls, roof trusses, boards and felt installed. The perfect choice for self-build projects.

External walls are supplied with timber cladding, triple glazed windows & doors with insulation and vapour barrier fitted. As an added option the external walls, as featured above, can be ordered with a rendered finish.



HOUSE



OFFICE



SPORTS
PAVILION



SCHOOL
HOUSE



RESTAURANT



OTHER

SWEDISH HOMES
NOW AVAILABLE FOR
HOLIDAY RENTAL
CALL 01473 276900
FOR FURTHER DETAILS



Try before you buy



Climate resistant • Reduced on-site build time



Exceptional energy efficiency



Versatile range

With Svenskhomes pre-fabricated buildings, you're now spoilt for choice.

To discuss your requirements, view a show house or enquire about our 'try before you buy' offer please call us on telephone 01473 276900 or visit our website www.svenskhomes.co.uk for further information.



SWEDISH CRAFTED QUALITY HOMES



SWEDISH HOMES
NOW AVAILABLE FOR
HOLIDAY RENTAL
CALL 01473 276900
FOR FURTHER DETAILS



KDM is proud to introduce the Svenskhomes™ range of quality Swedish timber homes. Produced at our state-of-the-art manufacturing plant from timbers sourced from slow grown pine and spruce forests in the far north of Sweden.

Designed to the highest specification and resistant to the extremes of the Scandinavian climate the Svenskhomes™ range offers something for every family and lifestyle.

For further information please call 01473 276900 or visit www.svenskhomes.co.uk

Svenskhomes™ is a trading style and registered trademark of KDM international LTD

Designed by Herring & Moncrieff
Manufactured by KDM
Printed by Norwich Colour Print

Dealers Stamp

ORDERING

All products must be ordered through a KDM designated dealer.



Timber & Forest Products
SPECIALIST SUPPLIERS TO THE TRADE
www.kdm.co.uk