



up to
20% OFF
all our veneer doors*
see page 44



RELIABILITY *for real life*®

Spring 2013

Internal, External Doors, Patio Doors and External Doorsets

www.jeld-wen.co.uk

**TRADE
CATALOGUE**

Prices subject to
retailer discount

Welcome to JELD-WEN

Joinery products, such as windows, doors and stairs, say so much about a home. And even more about the people who live there – their style, their way of life, and how they care for their surroundings. So it's worth taking time to make the right choices. Not only to enjoy the perfect look, but also to achieve the best performance, day in, day out.

At JELD-WEN, we know what it takes to stand up to the demands of today's households – at work, rest or play. That's why we believe in 'Reliability for real life'. It's what all joinery products should give you.

Reliable products, reliable company

We're a leading international producer of windows, external and internal doors, patio doors, garage doors and stairs.

We offer the largest range in the UK and our products enhance thousands of homes across the country.

Our commitment to quality is obvious in every item we manufacture – in their superb appearance and longlasting performance. We make sure this quality is readily available, through our nationwide network of merchants.

To find your nearest retailer, call **0845 122 2891** or visit **www.jeld-wen.co.uk** – and discover what we mean by '*Reliability for real life*'.

Taking our responsibilities seriously

Fully aware of our obligations towards the environment, we manage natural resources carefully, we follow strict procedures on waste management and recycling, air and water emissions, and indoor air quality.

We encourage our staff to look for ways to make our operations and products as environmentally friendly as possible – and we know our success depends on running a responsible business.

For more information on our environmental policy, visit **www.jeld-wen.co.uk**



UK Manufacturing

JELD-WEN understand the importance of manufacturing today. That's why wherever you see this logo you can be assured it has been manufactured or assembled in the UK.

For the latest copies of JELD-WEN catalogues call **01344 350 270** or go to **www.jeld-wen.co.uk**



Contents

Internal Doors	8 – 95
Room Dividers	8 – 19
Oak Feature	22 – 30
Oak Pre-finished Feature	31 – 36
White Primed Feature	37 – 41
Real Wood Veneer	44 – 55
Glazed Foil Veneer Finish	56
Foil Veneer Finish	57
Hardboard	58
Paint Grade Plywood	59
Paint Grade Plywood Glazed Fire	60
MDF Finish	61
Moulded Panel and Glazed	62 – 83
Pre-finished Moulded Royal Oak	84 – 85
FireGuard® 35mm Fire Door	86 – 87
Readyfit & Securefit doorsets	90 – 95

External Doors	96 – 118
Mackintosh <i>Inspired</i> Range – Cherry	98 – 99
Kensington Oak Premium Range	100 – 102
Kensington Plus Oak Premium Range	103
Mackintosh <i>Inspired</i> Range – Oak	104
Hemlock and Redwood Range	105 – 107
Boarded Doors & Gates	107
Plywood	108 – 109
Castle Composite Doorsets	110 – 115
Kensington Timber Doorsets	116 – 117
Steel Security Doorsets	118

Garage Doors	119
---------------------	------------

Patio & Single Entrance Doors	120 – 149
Oak Canberra Folding Sliding	122 – 125
Oak Canberra French Doorset	126 – 127
Oakfold Folding Sliding	128 – 129
Oakfold French Doorset	130 – 131
DreamVu™	132 – 135
Farndale	136 – 137
Wellington White Folding Sliding	138 – 139
Wellington Hardwood Folding Sliding	140 – 141
Wellington French Doorset	142 – 145
Fenton	146 – 149

Door Frames	150 – 157
--------------------	------------------

Technical Reference Guide	158 – 159
Building Regulations	159
Guarantees	160 – 161
Conditions of Sale	162
Terms and Conditions	163 – 164
Index	165 – 166

Taking Our Responsibilities Seriously

Within this policy we have adopted the ISO14001 Environmental Management Standard to maintain and ensure continual improvement of our environmental performance.

It is our policy to operate our business in the following manner:

To comply with all UK Environmental legislation and prevent pollution. All emissions from our operations will be maintained within the standards required by local and national regulations.

To maintain the high ethical standards set by JELD-WEN Inc with every business, organisation, community and individual we have contact with, directly and indirectly.

To source all our materials from legal sources. In addition, we are committed to achieving the position where all timber purchases are from certificated legal and sustainable sources. We operate independently certificated and audited Chain of Custody procedures in each of our factories providing Chain of Custody product certification where required by our customers.


We will use materials from CPET recognised certification schemes where suitable materials are available outside Chain of Custody certification. We seek to eliminate all other timber and wood-based materials from our business.

We support industry initiatives to provide environmental profiles for products of the type manufactured by JELD-WEN UK. Where Environmental Profiles produced by industry bodies do not adequately describe the profile of our products, we will seek unique profiles of JELD-WEN products.

We operate a transport policy with the objective of reducing carbon emissions through the use of the following: standardising on use of diesel powered vehicles; standardising on vehicles equipped with satellite navigation systems to improve vehicle use efficiency and encourage the use of shared vehicles and rail travel where opportunities permit within the needs of the business.

We work with suppliers to promote responsible ethical conduct of their businesses. Additionally, we support local charitable and community causes particularly where common shared interests exist.

We have a programme of employee awareness, training and education across our business to ensure this policy is communicated and understood by our employees. We also publish this policy through our website to ensure it is publicly available and constantly up-to-date.



Choosing Doors

Internal and external doors, patio doors and garage doors – they all have a big influence on the character and security of a property. And because there are many different styles of home, the JELD-WEN doors range offers choice. Whatever your needs, you'll find a product here to suit them.

Choosing external doors is often about creating those crucial first impressions of a property. The right choice can add value to a home – and the wrong front or back door can be very difficult to live with. It's more than a decision between traditional and modern: subtle design features can make a great difference. So we give you plenty of options, including a range of glazing styles to let the light shine in.

You'll also expect security and energy efficient insulation from your external doors. We offer products to meet these demands, including those approved under the Secured by Design scheme.


Our range of internal doors also gives you a huge variety of choices – in styles, materials and types of construction. Whatever situation you need a door for, there's a JELD-WEN product to suit it. For example, if you need superior sound insulation, we have a range of heavyweight models.

And our fire doors are available in most styles – so you can use them for extra peace of mind in bedrooms and other areas of the home, not just where building regulations require them. Every fire door we manufacture has a unique code under the BWF-CERTIFIRE scheme, confirming it's produced under strict guidelines.

Be inspired – and reassured

To help you choose your ideal doors, we've collected our entire range in this brochure. Whether you're renovating, refurbishing or building a new home, you'll find plenty of inspiration here. And whatever you choose, you can be sure of the quality: everything you see comes with our 'Reliability for real life' guarantee.

See page 160 for more details of our guarantees.



up to
20% OFF
all our veneer doors*
see page 44

Key to Icons

Our products are available in various options. Please use the icons below as a guide when using our pictorial reference pages.



Available as a
35mm FD30
Fire Door



Available as a
44mm FD30
Fire Door




Available as a
54mm FD60
Fire Door



Available as a
ReadyFit
Doorset System



Available as a
Mobility Door



Feature Door
Oregon White
Oak Cottage



Room Divider
Shaker 1 Light
Clear



Room Dividers

Room Fold Plus is our internal sliding folding room divider system. Built on our already popular Room Fold system this solution has all the benefits, but now with no bottom track, meaning uninterrupted flooring between rooms and easier to fit.



Room Divider
Shaker 1 Light
Clear



Room Divider
Shaker 4 Light
Clear



Room Divider
Moulded 10 Light
Clear

Available in four popular widths, from 1830mm to 3660mm, with various opening configurations including fixed hinge doors for day to day use, we are sure there will be a Room Fold Plus solution to suit your needs.

Choose from our popular door ranges including Shaker in oak and primed, or four different glazing styles in our moulded range in smooth or woodgrain finish.

JELD-WEN doors are available from leading builders' merchants throughout the UK on a fast delivery service.

If you want to match standard single doors to form a pair, why not use our simple Pair Maker system? The system works by using a decorative 'T' piece which attaches to one of the doors so when both doors are closed there are no unsightly gaps. With our pair maker you are able to use two standard doors to form a pair, meaning you have more flexibility over sizes. See page 17 for further details.

Call **0845 122 2891** or log on to **www.jeld-wen.co.uk** to find your nearest supplier.



Mobility Doors
Compliant to
Part M 2004



Room Divider
Shaker Oak
4 Light

Room Fold Plus

Sliding & Folding Doors

Complementing
oak frames to
suit oak doors

The Room Fold Plus system has been designed without the need for any bottom track guide, meaning, quicker installation and uninterrupted flooring from room to room. The system has added hardware to the door frame to provide a smooth, stable and easy to operate system without the need for a bottom track.

Available in a choice of eight glazed door designs in a range of four widths:

1830mm	(6'0")
2440mm	(8'0")
3050mm	(10'0")
3660mm	(12'0")

Each Room Fold Plus has equal doors to give the maximum clear opening. All configurations slide and fold back but as each has the option to use a single door for day-to-day access, there is a solution to suit all your needs. All doors are 35mm thick.

The Room Fold Plus is supplied ready for installation in a frame pack, hardware pack and door pack. The top hung brushed stainless steel hardware bears all the weight of the glazed panels therefore providing effortless fingertip smooth sliding operation.

Designed in popular widths, the full height glazed door panels ensure maximum amount of light into both rooms at all times, and with the option of matching single doors to suit the rest of the home, the Room Fold Plus is sure to give your home a designer feel.

Shaker and Huntingdon doors are supplied unfinished ready for your choice of paint or stain. Moulded doors are supplied primed ready for a final top coat of paint.

Room Fold pack includes:

- Your choice of door leaves
- Frame pack – choice of softwood or oak
- Top track
- Door runners
- Hinge packs



Handle Hinge



Drop Bolt (can be fixed to the top or the bottom of the door)



Top Track



Oak frame detail



Softwood frame detail

Door Configurations – left or right sliding

Left handed



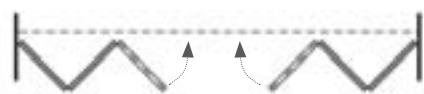
3 Door: Three doors slide with one sliding hinged door.



4 Door: Three doors slide, one fixed hinged door hung to the opposite door frame.



5 Door: Five doors slide, with one sliding hinged door.



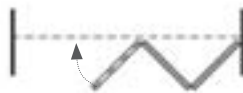


6 Door (3 slide): Three doors slide left and three slide right with sliding hinged doors to the centre.



6 Door: Five doors slide, one fixed hinged door hung to the opposite door frame.

Right handed



Room Fold Plus

Sliding & Folding Doors

Huntingdon 10 Light Oak

Doors	Door Size Height X Width	Structural Opening	Code	Price	Code	Price
			Softwood Frame Clear 10 Light		Oak Frame Clear 10 Light	
3	1981 X 1830mm (6'6" X 6'0")	2044mm X 1939mm	RF6HUNT10+GC	£1,316.54	ORF6HUNT10+GC	£1,523.47
4	1981 X 2440mm (6'6" X 8'0")	2044mm X 2552mm	RF8HUNT10+GC	£1,629.09	ORF8HUNT10+GC	£1,869.37
5	1981 X 3050mm (6'6" X 10'0")	2044mm X 3164mm	RF10HUNT10+GC	£1,899.81	ORF10HUNT10+GC	£2,173.43
6	1981 X 3660mm (6'6" X 12'0")	2044mm X 3779mm	RF12HUNT10+GC	£2,212.63	ORF12HUNT10+GC	£2,519.58
6 (3 doors slide)	1981 X 3660mm (6'6" X 12'0")	2044mm X 3779mm	RF123HUNT10+GC	£2,587.63	ORF123HUNT10+GC	£2,894.58



Huntingdon
10 Light Clear

Aston 3 Light White Oak

Doors	Door Size Height X Width	Structural Opening	Code	Price	Code	Price
			Softwood Frame Clear 3 Light		Oak Frame Clear 3 Light	
3	1981 X 1830mm (6'6" X 6'0")	2044mm X 1939mm	RF6CWOAST+GCF	£1,308.26	ORF6CWOAST+GCF	£1,515.19
4	1981 X 2440mm (6'6" X 8'0")	2044mm X 2552mm	RF8CWOAST+GCF	£1,618.05	ORF8CWOAST+GCF	£1,858.33
5	1981 X 3050mm (6'6" X 10'0")	2044mm X 3164mm	RF10CWOAST+GCF	£1,886.01	ORF10CWOAST+GCF	£2,159.63
6	1981 X 3660mm (6'6" X 12'0")	2044mm X 3779mm	RF12CWOAST+GCF	£2,196.07	ORF12CWOAST+GCF	£2,503.02
6 (3 doors slide)	1981 X 3660mm (6'6" X 12'0")	2044mm X 3779mm	RF123CWOAST+GC	£2,571.07	ORF123CWOAST+GC	£2,878.02



Aston
3 Light Clear

Shaker White Oak

Doors	Door Size Height X Width	Structural Opening	Code	Price	Code	Price
			Softwood Frame Obscure 1 Light		Oak Frame Obscure 1 Light	
3	1981 X 1830mm (6'6" X 6'0")	2044mm X 1939mm	RF6CSHAK1+GOF	£1,293.55	ORF6CSHAK1+GOF	£1,500.48
4	1981 X 2440mm (6'6" X 8'0")	2044mm X 2552mm	RF8CSHAK1+GOF	£1,598.44	ORF8CSHAK1+GOF	£1,838.71
5	1981 X 3050mm (6'6" X 10'0")	2044mm X 3164mm	RF10CSHAK1+GOF	£1,861.49	ORF10CSHAK1+GOF	£2,135.11
6	1981 X 3660mm (6'6" X 12'0")	2044mm X 3779mm	RF12CSHAK1+GOF	£2,166.64	ORF12CSHAK1+GOF	£2,473.60
6 (3 doors slide)	1981 X 3660mm (6'6" X 12'0")	2044mm X 3779mm	RF123CSHAK1+GO	£2,541.67	ORF123CSHAK1+GO	£2,848.62
			Softwood Frame Clear 1 Light		Oak Frame Clear 1 Light	
3	1981 X 1830mm (6'6" X 6'0")	2044mm X 1939mm	RF6CSHAK1+GCF	£1,218.14	ORF6CSHAK1+GCF	£1,425.07
4	1981 X 2440mm (6'6" X 8'0")	2044mm X 2552mm	RF8CSHAK1+GCF	£1,497.89	ORF8CSHAK1+GCF	£1,738.16
5	1981 X 3050mm (6'6" X 10'0")	2044mm X 3164mm	RF10CSHAK1+GCF	£1,735.81	ORF10CSHAK1+GCF	£2,009.43
6	1981 X 3660mm (6'6" X 12'0")	2044mm X 3779mm	RF12CSHAK1+GCF	£2,015.82	ORF12CSHAK1+GCF	£2,322.78
6 (3 doors slide)	1981 X 3660mm (6'6" X 12'0")	2044mm X 3779mm	RF123CSHAK1+GC	£2,390.83	ORF123CSHAK1+GC	£2,697.78
			Softwood Frame Clear 4 Light		Oak Frame Clear 4 Light	
3	1981 X 1830mm (6'6" X 6'0")	2044mm X 1939mm	RF6CSHAK4+GCF	£1,218.14	ORF6CSHAK4+GCF	£1,425.07
4	1981 X 2440mm (6'6" X 8'0")	2044mm X 2552mm	RF8CSHAK4+GCF	£1,497.89	ORF8CSHAK4+GCF	£1,738.16
5	1981 X 3050mm (6'6" X 10'0")	2044mm X 3164mm	RF10CSHAK4+GCF	£1,735.81	ORF10CSHAK4+GCF	£2,009.43
6	1981 X 3660mm (6'6" X 12'0")	2044mm X 3779mm	RF12CSHAK4+GCF	£2,015.82	ORF12CSHAK4+GCF	£2,322.78
6 (3 doors slide)	1981 X 3660mm (6'6" X 12'0")	2044mm X 3779mm	RF123CSHAK4+GC	£2,390.83	ORF123CSHAK4+GC	£2,697.78



Shaker Oak
1 Light
Obscure



Shaker Oak
1 Light Clear



Shaker Oak
4 Light Clear





Room Fold Plus

Sliding & Folding Doors

Shaker Primed

Doors	Door Size Height X Width	Structural Opening	Code	Price
Softwood Frame Obscure 1 Light				
3	1981 X 1830mm (6'6" X 6'0")	2044mm X 1939mm	RF6PSHAK1+GOF	£1,293.55
4	1981 X 2440mm (6'6" X 8'0")	2044mm X 2552mm	RF8PSHAK1+GOF	£1,598.44
5	1981 X 3050mm (6'6" X 10'0")	2044mm X 3164mm	RF10PSHAK1+GOF	£1,767.71
6	1981 X 3660mm (6'6" X 12'0")	2044mm X 3779mm	RF12PSHAK1+GOF	£2,054.11
6 (3 doors slide)	1981 X 3660mm (6'6" X 12'0")	2044mm X 3779mm	RF123PSHAK1+GO	£2,429.11
Softwood Frame Clear 4 Light				
3	1981 X 1830mm (6'6" X 6'0")	2044mm X 1939mm	RF6PSHAK4+GCF	£1,243.58
4	1981 X 2440mm (6'6" X 8'0")	2044mm X 2552mm	RF8PSHAK4+GCF	£1,531.81
5	1981 X 3050mm (6'6" X 10'0")	2044mm X 3164mm	RF10PSHAK4+GCF	£1,778.21
6	1981 X 3660mm (6'6" X 12'0")	2044mm X 3779mm	RF12PSHAK4+GCF	£2,066.71
6 (3 doors slide)	1981 X 3660mm (6'6" X 12'0")	2044mm X 3779mm	RF123PSHAK4+GC	£2,441.71



Shaker Primed
1 Light Obscure



Shaker Primed
4 Light Clear



10 Light Clear
Traditional Bar
(Smooth/
Woodgrain)

Moulded 10 Light Traditional Bar

Doors	Door Size Height X Width	Structural Opening	Code	Price
Softwood Frame Clear / Woodgrain 10 Light				
3	1981 X 1830mm (6'6" X 6'0")	2044mm X 1939mm	RF6AP10OFD+GCF	£1,466.09
4	1981 X 2440mm (6'6" X 8'0")	2044mm X 2552mm	RF8AP10OFD+GCF	£1,828.49
5	1981 X 3050mm (6'6" X 10'0")	2044mm X 3164mm	RF10AP10OFD+GCF	£2,149.06
6	1981 X 3660mm (6'6" X 12'0")	2044mm X 3779mm	RF12AP10OFD+GCF	£2,511.73
6 (3 doors slide)	1981 X 3660mm (6'6" X 12'0")	2044mm X 3779mm	RF123AP10OFD+GC	£2,886.73
Softwood Frame Clear / Smooth 10 Light				
3	1981 X 1830mm (6'6" X 6'0")	2044mm X 1939mm	RF6AP10ATH+GCF	£1,480.40
4	1981 X 2440mm (6'6" X 8'0")	2044mm X 2552mm	RF8AP10ATH+GCF	£1,847.57
5	1981 X 3050mm (6'6" X 10'0")	2044mm X 3164mm	RF10AP10ATH+GCF	£2,172.91
6	1981 X 3660mm (6'6" X 12'0")	2044mm X 3779mm	RF12AP10ATH+GCF	£2,540.35
6 (3 doors slide)	1981 X 3660mm (6'6" X 12'0")	2044mm X 3779mm	RF123AP10ATH+GC	£2,915.35

See how the
Room Fold Plus
divider operates
on JELD-WEN TV

[www.youtube.com/
jeldwenuk](http://www.youtube.com/jeldwenuk)

JELD-WEN
WINDOWS & DOORS
TV







Room Divider
Pair Maker System

Pair Maker System

This Pair Maker System allows you to use two standard doors to form a pair. This system is available in both oak and primed finishes, please see below the door ranges that are compatible.

When hanging your doors please choose which leaf you want opening first, then fit the 'T' piece mullion to the opposite door.

Full fitting instructions come with the Pair Maker System and are available to download from our website

www.jeld-wen.co.uk

The Pair Maker System is compatible with imperial 1981mm high X 35mm thick doors.

Pair Maker System compatible for the following doors:

Oak

- Oregon Range pages 22-24
- Aston Range page 25
- Shaker Range page 26
- Newland Shaker Range page 27
- Anderton Range page 28
- Huntingdon & Newstead Range page 29
- Mackintosh Inspired Range page 30

Primed

- Avesta Range pages 38-39
- Shaker Range page 40
- Aston Range page 41

Moulded Primed

- Linea Range pages 66-67
- Cube Range pages 68-69
- Rockport® Range pages 70-71
- Arlington Range pages 72-73
- Atherton Range pages 74-75
- Cambridge Range page 76

Size Guide

The sizes below are internal frame sizes (rebate to rebate) including the Pair Maker system and allowing appropriate clearances for door frame (4mm) and thickness of the pair maker (9mm).

2 x 2'0" (610mm)

Doors and Pair Maker system = 1233mm

2 x 2'3" (686mm)

Doors and Pair Maker system = 1385mm

2 x 2'6" (762mm)

Doors and Pair Maker system = 1537mm

2 x 2'9" (838mm)

Doors and Pair Maker system = 1689mm




Pair Maker

Door	Size	Code	Price
Oak	1981mm X 37mm X 9mm	PMSYSO	£51.66
Primed	1981mm X 37mm X 9mm	PMSYSP	£51.66



Oak Profile



Primed Profile

Moulded Glazed Door Pairs

JELD-WEN has the widest range of glazed door pairs available in popular sizes to suit most applications.



Square Top 10 Light Clear



10 Light Brilliant Cut Clear



10 Light Aegean Chrome



Marseille Clear



Infinity Clear



Infinity Pinnacle



6 Light Chambord Clear



10 Light Chambord Clear



Camden 10 Light Obscure
(Plain Etched)



Room Divider
Square Top
10 Light Clear



Room Divider
6 Light
Chambord Clear



Room Divider
Marseille Clear

Bostonian & Oakfield

Door	Size	Code	Price
Woodgrain		Imperial 35mm (1½") Thick	
Square Top 10 Light Clear	1981mm X 1168mm (6'6" X 3'10") 1981mm X 1220mm (6'6" X 4'0") 1981mm X 1372mm (6'6" X 4'6")	310PROFD+GCF 40PROFD+GCF 46PROFD+GCF	£573.52 £573.52 £573.52
10 Light Brilliant Cut Clear	1981mm X 1168mm (6'6" X 3'10") 1981mm X 1220mm (6'6" X 4'0") 1981mm X 1372mm (6'6" X 4'6")	310AP10OFD+BC 40AP10OFD+BC 46AP10OFD+BC	£816.20 £816.20 £816.20
10 Light Aegean Chrome Clear	1981mm X 1066mm (6'6" X 3'6") 1981mm X 1220mm (6'6" X 4'0") 1981mm X 1372mm (6'6" X 4'6")	36AP10BTN+CBG 40AP10BTN+CBG 46AP10BTN+CBG	£671.04 £671.04 £671.04

Paired doors are a popular choice for in between rooms to help open up your living area.

They are rebated and are available in a wide selection of glazing styles.

All glazed door pairs are available as a single door option excluding the Chambord range.

Arlington, Atherton, Rockport® & Cambridge

Door	Size	Code	Price
Smooth		Imperial 35mm (1½") Thick	
Square Top 10 Light Clear	1981mm X 1168mm (6'6" X 3'10") 1981mm X 1220mm (6'6" X 4'0") 1981mm X 1372mm (6'6" X 4'6")	310PRARL+GCF 40PRARL+GCF 46PRARL+GCF	£583.06 £583.06 £583.06
10 Light Brilliant Cut Clear	1981mm X 1168mm (6'6" X 3'10") 1981mm X 1220mm (6'6" X 4'0") 1981mm X 1372mm (6'6" X 4'6")	310AP10ARL+BC 40AP10ARL+BC 46AP10ARL+BC	£825.74 £825.74 £825.74
10 Light Aegean Chrome Clear	1981mm X 1066mm (6'6" X 3'6") 1981mm X 1220mm (6'6" X 4'0") 1981mm X 1372mm (6'6" X 4'6")	36AP10ATH+CBG 40AP10ATH+CBG 46AP10ATH+CBG	£680.58 £680.58 £680.58
Marseille Clear	1981mm X 1512mm (6'6" X 4'11½")	50MSL+GC	£578.52
Infinity Clear	1981mm X 1512mm (6'6" X 4'11½")	50APARL+INF	£676.04
Infinity Pinnacle	1981mm X 1512mm (6'6" X 4'11½")	50APARL+PIN	£676.04

Chambord

Door	Size	Code	Price
Woodgrain		Imperial 35mm (1½") Thick	
6 Light Chambord Clear	1981mm X 1372mm (6'6" X 4'6")	46CHAM6+GCF	£478.26
10 Light Chambord Clear	1981mm X 1372mm (6'6" X 4'6")	46CHAM10+GCF	£582.58

Camden

Door	Size	Code	Price
Woodgrain		Imperial 35mm (1½") Thick	
10 Light Obscure	981mm X 1168mm (6'6" X 3'10")	310PRCMN+GE	£432.90



Pairs have rebated meeting stiles, overall width includes rebate. Pairs are right hand pull.



Feature Door
Shaker
White Oak

Feature Doors

These ranges of doors are popular in both contemporary and traditional homes alike.



Feature Door
Primed Shaker



Feature Door
Aston White Oak
3 Light Clear



Feature Door
Mackintosh
4 Light

Whether you want the beauty of real wood veneers or a more minimal primed finish there will be a door to suit each taste.

Choose from our Shaker, designer Pantograph or our exclusive stile and rail Avesta range. Our feature doors are available in a choice of veneers including oak, maple or cherry.

JELD-WEN doors are available from leading builders' merchants throughout the UK on a fast delivery service.

Call **0845 122 2891** or log on to **www.jeld-wen.co.uk** to find your nearest supplier.

Oregon

White Oak Range



The Oregon white oak range is a solid heavyweight door with raised and fielded panels, manufactured using only the highest quality real American white oak veneers.

Doors are supplied with 15mm white oak lippings for ease of trimming and rebating. White oak top and bottom outers mean even after trimming the door is beautiful white oak from all angles.

The timeless traditional four panel design is available in both a flush and raised bead design, with matching glazed options and FD30* fire rated options.

Paint and peel film is applied to all glazed doors for ease of finishing with your choice of clear lacquer, stain or varnish.

For Oregon pair options please use our pair maker see page 17 for details.



Flush Bead Detail



Raised Bead Detail



4 Panel Flush Bead / Fire Door*



2 Panel Flush Bead Clear Glazed / Fire Door*



6 Panel Flush Bead / Fire Door*



4 Panel Raised Bead / Fire Door*



2 Panel Raised Bead Clear Glazed



4 Panel Flush Bead Bi-Fold



Oregon White Oak, Flush Bead

Door	Size	Code	Price	Code	Price
		Imperial 35mm (1 3/8") Thick Metric 40mm (1 1/2") Thick		FD30* Fire Door 44mm (1 3/4") Thick	
6 Panel	1981mm X 610mm (6'6" X 2'0")	20WOAK6F	£168.29	23WOAK6FF	£426.11
	1981mm X 686mm (6'6" X 2'3")	23WOAK6F	£168.29	26WOAK6FF	£426.11
	1981mm X 762mm (6'6" X 2'6")	26WOAK6F	£168.29	29WOAK6FF	£447.94
	1981mm X 838mm (6'6" X 2'9")	29WOAK6F	£168.29		
	2032mm X 813mm (6'8" X 2'8")	28WOAK6F	£168.29		
4 Panel	1981mm X 533mm (6'6" X 1'9")	19WOAK4F	£168.29		
	1981mm X 610mm (6'6" X 2'0")	20WOAK4F	£168.29	23WOAK4FF	£402.98
	1981mm X 686mm (6'6" X 2'3")	23WOAK4F	£162.91	26WOAK4FF	£402.98
	1981mm X 762mm (6'6" X 2'6")	26WOAK4F	£162.91	29WOAK4FF	£421.28
	1981mm X 838mm (6'6" X 2'9")	29WOAK4F	£162.91		
	2032mm X 813mm (6'8" X 2'8")	28WOAK4F	£168.29		
	METRIC 2040 X 626 X 40mm	626WOAK4F	£168.29	626WOAK4FF	£421.28
	METRIC 2040 X 726 X 40mm	726WOAK4F	£168.29	726WOAK4FF	£421.28
	METRIC 2040 X 826 X 40mm	826WOAK4F	£168.29	826WOAK4FF	£421.28
4 Panel Bi-Fold	1950mm X 750mm To suit 762mm Opening	26WOAK4FBI	£218.24		
	1950mm X 579mm To suit 610mm Opening	20WOAK4FBI	£218.24		
2 Light Clear Glazed (Bevelled Detail To One Side Excl FD30)	1981mm X 686mm (6'6" X 2'3")	23OAK4F+BGC	£185.57	23OAK4FF+FGC	£461.17
	1981mm X 762mm (6'6" X 2'6")	26OAK4F+BGC	£185.57	26OAK4FF+FGC	£461.17
	1981mm X 838mm (6'6" X 2'9")	29OAK4F+BGC	£185.57	29OAK4FF+FGC	£466.02
	METRIC 2040 X 726 X 40mm	726OAK4F+BGC	£194.34		
	METRIC 2040 X 826 X 40mm	826OAK4F+BGC	£194.34		

*FD30/FD60 when fitted in appropriate frame with intumescent strips in jambs and head or top and long edges of door. In accordance with instructions.

Oregon White Oak, Raised Bead

Door	Size	Code	Price	Code	Price
		Imperial 35mm (1 3/8") Thick Metric 40mm (1 1/2") Thick		FD30* Fire Door 44mm (1 3/4") Thick	
4 Panel	1981mm X 610mm (6'6" X 2'0")	20WOAK4B	£174.41	23WOAK4BF	£435.18
	1981mm X 686mm (6'6" X 2'3")	23WOAK4B	£174.41	26WOAK4BF	£435.18
	1981mm X 762mm (6'6" X 2'6")	26WOAK4B	£174.41	29WOAK4BF	£437.56
	1981mm X 838mm (6'6" X 2'9")	29WOAK4B	£174.41		
	2032mm X 813mm (6'8" X 2'8")	28WOAK4B	£179.97		
	METRIC 2040 X 726 X 40mm	726WOAK4B	£179.97	726WOAK4BF	£437.56
	METRIC 2040 X 826 X 40mm	826WOAK4B	£179.97	826WOAK4BF	£437.56
2 Light Clear Glazed (Bevelled Detail To One Side)	1981mm X 686mm (6'6" X 2'3")	23OAK4B+BGC	£181.09		
	1981mm X 762mm (6'6" X 2'6")	26OAK4B+BGC	£181.09		
	1981mm X 838mm (6'6" X 2'9")	29OAK4B+BGC	£181.09		

Also available in oak



Oak Canberra Sliding Folding
Patio Doorset **Page 123**



Oregon

White Oak Range



For a more modern look the cottage door is perfect with its vertical lines and co-ordinating glazed option with etched glass detail. Also available as an FD30* fire door.

For a more traditional design the frame ledged and braced is perfect, capturing the original features showing the exposed braces to one side.

Paint and peel film is applied to all glazed doors for ease of finishing with your choice of clear lacquer, stain or varnish.

For Oregon pair options please use our pair maker see page 17 for details.



Framed Ledged & Braced

Framed Ledged & Braced (Reverse View)

Cottage / Fire Door*

Oregon White Oak Cottage & FLB

Door	Size	Code	Price	Code	Price
	Imperial 35mm (1 3/8") Thick Metric 40mm (1 5/8") Thick			FD30* Fire Door 44mm (1 3/4") Thick	
Framed, Ledged & Braced	1981mm X 686mm (6'6" X 2'3") 1981mm X 762mm (6'6" X 2'6") 1981mm X 838mm (6'6" X 2'9")	23WOAKFLB 26WOAKFLB 29WOAKFLB	£224.32 £236.73 £248.26		
Cottage	1981mm X 533mm (6'6" X 1'9") 1981mm X 610mm (6'6" X 2'0") 1981mm X 686mm (6'6" X 2'3") 1981mm X 762mm (6'6" X 2'6") 1981mm X 838mm (6'6" X 2'9") 2032mm X 813mm (6'8" X 2'8") METRIC 2040 X 626 X 40mm METRIC 2040 X 726 X 40mm METRIC 2040 X 826 X 40mm	19WOAKFL 20WOAKFL 23WOAKFL 26WOAKFL 29WOAKFL 28WOAKFL 626WOAKFL 726WOAKFL 826WOAKFL	£187.11 £187.11 £187.11 £187.11 £187.11 £187.11 £187.11 £187.11 £187.11	23WOAKFLF 26WOAKFLF 29WOAKFLF 626WOAKFLF 726WOAKFLF 826WOAKFLF	£533.40 £533.40 £577.09 £577.09 £577.09 £577.09
Cottage Etched Glazed	1981mm X 686mm (6'6" X 2'3") 1981mm X 762mm (6'6" X 2'6") 1981mm X 838mm (6'6" X 2'9")	23WOAKFL+GE 26WOAKFL+GE 29WOAKFL+GE	£226.62 £226.62 £226.62		
Cottage 6 Light Clear Glazed (Bevelled Detail To One Side)	1981mm X 686mm (6'6" X 2'3") 1981mm X 762mm (6'6" X 2'6") 1981mm X 838mm (6'6" X 2'9")	23WOAKFL6+BGC 26WOAKFL6+BGC 29WOAKFL6+BGC	£247.72 £247.72 £247.72		



Cottage Etched Glazed



Cottage Glazed 6 Light Bevelled

*FD30/FD60 when fitted in appropriate frame with intumescent strips in jambs and head or top and long edges of door. In accordance with instructions.



Aston

White Oak Range



Real American white oak veneers give these doors a superb, luxurious finish, and engineered components provide excellent stability.

Doors are supplied with 15mm white oak lippings for ease of trimming and rebating. White oak top and bottom outers mean even after trimming the door is beautiful white oak from all angles.

Paint and peel film is applied to all glazed doors for ease of finishing with your choice of clear lacquer, stain or varnish.

For Aston pair options please use our pair maker see page 17 for details.



3 Panel /
Fire Door*

3 Light Clear
Glazed

3 Light
Obscure
Glazed

Aston White Oak Range

Door	Size	Code	Price	Code	Price
	Imperial 35mm (1 3/8") Thick Metric 40mm (1 1/2") Thick			FD30* Fire Door 44mm (1 3/4") Thick	
3 Panel	1981mm X 610mm (6'6" X 2'0")	20WOAKAST	£245.22	23WOAKASTF	£577.09
	1981mm X 686mm (6'6" X 2'3")	23WOAKAST	£245.22	26WOAKASTF	£577.09
	1981mm X 762mm (6'6" X 2'6")	26WOAKAST	£250.81	29WOAKASTF	£577.09
	1981mm X 838mm (6'6" X 2'9")	29WOAKAST	£263.35	726WOAKASTF	£577.09
	METRIC 2040 X 726 X 40mm	726WOAKAST	£263.35	826WOAKASTF	£577.09
	METRIC 2040 X 826 X 40mm	826WOAKAST	£263.35		
3 Light Clear Glazed	1981mm X 610mm (6'6" X 2'0")	20WOAKAST+GC	£209.65		
	1981mm X 686mm (6'6" X 2'3")	23WOAKAST+GC	£214.23		
	1981mm X 762mm (6'6" X 2'6")	26WOAKAST+GC	£221.76		
	1981mm X 838mm (6'6" X 2'9")	29WOAKAST+GC	£233.86		
3 Light Obscure Glazed	1981mm X 686mm (6'6" X 2'3")	23WOAKAST+GO	£231.81		
	1981mm X 762mm (6'6" X 2'6")	26WOAKAST+GO	£245.31		
	1981mm X 838mm (6'6" X 2'9")	29WOAKAST+GO	£270.42		

*FD30/FD60 when fitted in appropriate frame with intumescent strips in jambs and head or top and long edges of door. In accordance with instructions.



Shaker

White Oak Range



With their clean, minimal, contemporary lines, these stylish internal doors can enhance both modern and traditional interiors. Flush meeting stiles and flat panels create that distinctive Shaker look. Finished in real American white oak veneer.

Doors are supplied with 15mm white oak lippings for ease of trimming and rebating. White oak top and bottom outers mean even after trimming the door is beautiful white oak from all angles. Paint and Peel film is applied to all glazed doors for ease of finishing with your choice of clear lacquer, stain or varnish.

We offer one and four panel designs, each with a choice of glazing options – clear in four panel and one panel, and obscure in one panel – to suit different areas of the home.

For Shaker pair options please use our pair maker see page 17 for details.

Shaker White Oak Range

Door	Size	Code	Price	Code	Price
		Imperial 35mm (1 3/8") Thick Metric 40mm (1 5/8") Thick		FD30* Fire Door 44mm (1 3/4") Thick	
1 Panel	1981mm X 610mm (6'6" X 2'0") 1981mm X 686mm (6'6" X 2'3") 1981mm X 762mm (6'6" X 2'6") 1981mm X 838mm (6'6" X 2'9") 2032mm X 813mm (6'8" X 2'8") METRIC 2040 X 726 X 40mm METRIC 2040 X 826 X 40mm	20WOAKSHAK1 23WOAKSHAK1 26WOAKSHAK1 29WOAKSHAK1 28WOAKSHAK1 726WOAKSHAK1 826WOAKSHAK1	£154.84 £154.84 £162.17 £165.73 £165.73 £165.73 £165.73		
1 Light Clear Glazed	1981mm X 610mm (6'6" X 2'0") 1981mm X 686mm (6'6" X 2'3") 1981mm X 762mm (6'6" X 2'6") 1981mm X 838mm (6'6" X 2'9")	20WOAKSHAK1+GCF 23WOAKSHAK1+GCF 26WOAKSHAK1+GCF 29WOAKSHAK1+GCF	£179.94 £179.94 £193.85 £197.25		
1 Light Obscure Glazed	1981mm X 610mm (6'6" X 2'0") 1981mm X 686mm (6'6" X 2'3") 1981mm X 762mm (6'6" X 2'6") 1981mm X 838mm (6'6" X 2'9")	20WOAKSHAK1+GOF 23WOAKSHAK1+GOF 26WOAKSHAK1+GOF 29WOAKSHAK1+GOF	£182.21 £182.21 £196.12 £199.52		
4 Panel	1981mm X 610mm (6'6" X 2'0") 1981mm X 686mm (6'6" X 2'3") 1981mm X 762mm (6'6" X 2'6") 1981mm X 838mm (6'6" X 2'9") 2032mm X 813mm (6'8" X 2'8") METRIC 2040 X 726 X 40mm METRIC 2040 X 826 X 40mm	20WOAKSHAK4 23WOAKSHAK4 26WOAKSHAK4 29WOAKSHAK4 28WOAKSHAK4 726WOAKSHAK4 826WOAKSHAK4	£168.24 £168.24 £178.82 £180.88 £180.88 £180.88 £180.88	23WOAKSHAK4F 26WOAKSHAK4F 29WOAKSHAK4F 726WOAKSHAK4F 826WOAKSHAK4F	£577.09 £577.09 £577.09 £577.09 £577.09
4 Light Clear Glazed	1981mm X 610mm (6'6" X 2'0") 1981mm X 686mm (6'6" X 2'3") 1981mm X 762mm (6'6" X 2'6") 1981mm X 838mm (6'6" X 2'9") METRIC 2040 X 726 X 40mm METRIC 2040 X 826 X 40mm	20WOAKSHAK4+GCF 23WOAKSHAK4+GCF 26WOAKSHAK4+GCF 29WOAKSHAK4+GCF 726WOAKSHAK4+GC 826WOAKSHAK4+GC	£168.20 £168.20 £201.74 £204.89 £235.88 £235.88		



1 Panel



1 Light Clear Glazed



1 Light Obscure Glazed



4 Panel



4 Light Clear Glazed



The mark of responsible forestry

Newland Shaker

Oak Range



Chunky stiles and rails give a modern twist to the Shaker style. The door is oak veneered, supplied unfinished ready for your choice of clear lacquer, stain or varnish.

The glazed door is supplied with 4mm clear toughened safety glass.

For Newland pair options please use our pair maker see page 17 for details.



Newland Shaker Panel



Newland Clear Shaker Glazed

Newland Shaker Oak Range

Door	Size	Code	Price
		Imperial 35mm (1 3/8") Thick	
Newland Shaker Panel	1981mm X 610mm (6'6" X 2'0")	20NLSHAK	£163.28
	1981mm X 686mm (6'6" X 2'3")	23NLSHAK	£163.28
	1981mm X 762mm (6'6" X 2'6")	26NLSHAK	£163.28
Newland Shaker Panel Glazed	1981mm X 762mm (6'6" X 2'6")	26NLSHAK+GC	£178.51



Anderton

Oak Range



This contemporary six panel design has flat panels and a square profile to provide that modern look. Supplied unfinished and suitable for your choice of clear lacquer, stain or varnish.

The glazed door has a combination of 4mm toughened clear and etched obscure glass.

For Anderton pair options please use our pair maker see page 17 for details.



Anderton
6 Panel



Anderton
4 Light Etched
Glazed

Anderton Oak Range

Door	Size	Code	Price
		Imperial 35mm (1 3/8") Thick	
6 Panel	1981mm X 610mm (6'6" X 2'0")	20AND6P	£196.20
	1981mm X 686mm (6'6" X 2'3")	23AND6P	£196.20
	1981mm X 762mm (6'6" X 2'6")	26AND6P	£203.16
4 Light Etched Glazed	1981mm X 762mm (6'6" X 2'6")	26AND6P+GC	£217.34

Huntingdon & Newstead

Oak Range



These high quality, internal doors are manufactured from engineered components for improved stability and are faced with oak veneers for a superb, quality finish. Supplied unfinished and suitable for your choice of clear lacquer, stain or varnish.

The Huntingdon and Newstead styles are hugely popular and with the added option of a six light and ten light glazed door to allow natural light to flood the home.

For Huntingdon and Newstead pair options please use our pair maker see page 17 for details.



Newstead



Huntingdon
6 Light Clear



Huntingdon
10 Light Clear

Huntingdon & Newstead Oak Range

Door	Size	Code	Price
		Imperial 35mm (1 3/8") Thick	
Newstead	1981mm X 686mm (6'6" X 2'3")	23NEWS	£187.90
	1981mm X 762mm (6'6" X 2'6")	26NEWS	£195.34
Huntingdon 6 Light Clear	1981mm X 686mm (6'6" X 2'3")	23HUNT6	£238.04
	1981mm X 762mm (6'6" X 2'6")	26HUNT6	£238.04
	1981mm X 838mm (6'6" X 2'9")	29HUNT6	£238.04
Huntingdon 10 Light Clear	1981mm X 610mm (6'6" X 2'0")	20HUNT10	£233.07
	1981mm X 686mm (6'6" X 2'3")	23HUNT10	£233.07
	1981mm X 762mm (6'6" X 2'6")	26HUNT10	£233.07



Mackintosh *Inspired*

Oak Range



Building on the popularity of our external Mackintosh inspired doors. We have introduced two internal versions.

Glazing inspired by Charles Rennie Mackintosh hangs beautifully in their oak framing.

Doors are supplied unfinished and suitable for your choice of clear lacquer, stain or varnish.

The glazed doors are glazed using 4mm toughened safety glass.



2 light



4 light

Mackintosh Inspired Oak Range

Door	Size	Code	Price
		Imperial 35mm (1 3/8") Thick	
2 Light	1981mm X 686mm (6'6" X 2'3") 1981mm X 762mm (6'6" X 2'6")	23IMACK2L 26IMACK2L	£259.39 £259.39
4 Light	1981mm X 686mm (6'6" X 2'3") 1981mm X 762mm (6'6" X 2'6")	23IMACK4L 26IMACK4L	£251.60 £251.60



Todridge

Oak Pre-finished Range



A modern take on a classic design, these beautiful oak doors with their contemporary arched styling would enhance any home.

Manufactured using the highest quality oak veneers, doors are supplied factory pre-finished and ready to hang.

Decoration to the door edges maybe required if door edges are trimmed to fit.

The glazed doors are glazed using 4mm toughened clear safety glass.



Todridge Panel



Todridge
Clear Glazed

Todridge Oak Pre-finished Range

Door	Size	Code	Price
		Imperial 35mm (1 3/8") Thick	
1 Panel	1981mm X 610mm (6'6" X 2'0")	20TODD	£210.43
	1981mm X 686mm (6'6" X 2'3")	23TODD	£210.43
	1981mm X 762mm (6'6" X 2'6")	26TODD	£210.43
1 Light Clear Glazed	1981mm X 686mm (6'6" X 2'3")	23TODD+GC	£222.71
	1981mm X 762mm (6'6" X 2'6")	26TODD+GC	£222.71



County

Oak Pre-finished Range



Our County oak range uses real oak veneers and is manufactured using traditional methods. The method of construction gives extra stability to the door, thereby overcoming panel movement, shrinkage and splitting, whilst giving a more uniform balance of colour.

Unlike other doors in our oak range, the County oak are factory pre-finished so no further decoration is required to the door faces. Just touch up the door edges if they are trimmed.

Available in popular four and six panel designs with glazed options to complement. Glazed doors are glazed using 4mm toughened clear safety glass.



4 Panel



6 Panel



2 Light Clear Glazed

County Oak Pre-finished Range

Door	Size	Code	Price
		Imperial 35mm (1 3/8") Thick Metric 40mm (1 5/8") Thick	
4 Panel	1981mm X 610mm (6'6" X 2'0") 1981mm X 686mm (6'6" X 2'3") 1981mm X 762mm (6'6" X 2'6") METRIC 2040 X 626 X 40mm METRIC 2040 X 726 X 40mm METRIC 2040 X 826 X 40mm METRIC 2040 X 926 X 40mm	20OAK4FP 23OAK4FP 26OAK4FP 626OAK4FP 726OAK4FP 826OAK4FP 926OAK4FP	£194.12 £194.12 £194.12 £222.03 £229.93 £235.40 £246.76
6 Panel	1981mm X 610mm (6'6" X 2'0") 1981mm X 686mm (6'6" X 2'3") 1981mm X 762mm (6'6" X 2'6")	20OAK6FP 23OAK6FP 26OAK6FP	£213.70 £213.70 £213.70
2 Light Clear Glazed	1981mm X 762mm (6'6" X 2'6")	26OAK4L+GC	£209.55
6 Light Clear Glazed	1981mm X 762mm (6'6" X 2'6")	26OAK6L+GC	£233.18



6 Light Clear Glazed



Rustic

Oak Pre-finished Range



A rustic take on a traditional four panel door. The luxurious dark oak veneer shows the woodgrain in great detail enhancing any period or contemporary home.

Flat panels are manufactured from veneered medium-density fibre board (MDF). The method of construction gives extra stability to the door, thereby overcoming panel movement, shrinkage and splitting, whilst giving a more uniform balance of colour.

Doors are supplied factory pre-finished and ready to hang. Decoration to the door edges maybe required if door edges are trimmed to fit.

Glazed doors are glazed using 4mm toughened clear safety glass.



4 Panel Rustic

2 Light Clear Glazed

Rustic Oak Pre-finished Range

Door	Size	Code	Price
		Imperial 35mm (1 3/8") Thick	
4 Panel Rustic	1981mm X 686mm (6'6" X 2'3")	23DOAK4P	£212.69
	1981mm X 762mm (6'6" X 2'6")	26DOAK4P	£220.30
	1981mm X 838mm (6'6" X 2'9")	29DOAK4P	£241.59
2 Light Clear Glazed	1981mm X 686mm (6'6" X 2'3")	23DOAK4P+GC	£236.57
	1981mm X 762mm (6'6" X 2'6")	26DOAK4P+GC	£244.23



Shaker

Maple Pre-finished Range



Continuing the huge success of the Shaker range, we can now offer this minimal style door in the popular Maple veneer.

With their clean contemporary lines, these stylish internal doors can enhance both modern and traditional interiors. With their V groove rail detailing and sleek panels the Maple Shaker door is truly eyecatching.

Doors are supplied factory pre-finished and ready to hang. Decoration to the door edges may be required if door edges are trimmed to fit.

Glazed doors are glazed using 4mm toughened obscure safety glass.



4 Panel



4 Panel
Obscure Glazed

Shaker Maple Pre-finished Range

Door	Size	Code	Price
		Imperial 35mm (1 3/8") Thick	
4 Panel	1981mm X 686mm (6'6" X 2'3") 1981mm X 762mm (6'6" X 2'6")	23MSHAK4P 26MSHAK4P	£299.75 £267.58
4 Panel Obscure Glazed	1981mm X 762mm (6'6" X 2'6")	26MSHAK4+GC	£336.32



Pantograph

Pre-finished Range



Beautiful real wood sketched veneer doors that really show the natural grain at its best.

The grooved styling works on both the flush door and the panelled options to provide an unusual and effective finish.

Doors are supplied factory pre-finished and ready to hang. Decoration to the door edges maybe required if door edges are trimmed to fit.



1 Panel White



1 Panel Dark



1 Panel Light

Pantograph Pre-finished Range

Door	Size	Code	Price
		Imperial 35mm (1 3/8") Thick	
1 Panel White	1981mm X 686mm (6'6" X 2'3")	23PNTW	£134.35
	1981mm X 762mm (6'6" X 2'6")	26PNTW	£136.59
1 Panel Dark	1981mm X 686mm (6'6" X 2'3")	23VPNTD	£212.67
	1981mm X 762mm (6'6" X 2'6")	26VPNTD	£216.29
1 Panel Light	1981mm X 686mm (6'6" X 2'3")	23VPNTL	£192.39
	1981mm X 762mm (6'6" X 2'6")	26VPNTL	£200.45
Flush Dark Sapele	1981mm X 686mm (6'6" X 2'3")	23PNTD	£215.48
	1981mm X 762mm (6'6" X 2'6")	26PNTD	£227.26



Flush Dark Sapele



Honey Oak & Cherry Arch

Pre-finished Range



These contemporary pre-finished doors would enhance any home. The shaker style in cherry veneer with their bowed wide stiles is a real feature which truly captures their beautiful bespoke design.

The traditional six panel design is our new Honey Oak feature door. Pre-finished in a Honey Oak veneer.

Doors are supplied factory pre-finished and ready to hang. Decoration to the door edges maybe required if door edges are trimmed to fit.

Glazed doors are glazed using 4mm toughened clear safety glass.



Honey Oak
6 Panel



Honey Oak
Clear Glazed



Cherry Arch

Honey Oak & Cherry Arch Pre-finished Range

Door	Size	Code	Price
		Imperial 35mm (1 3/8") Thick	
Cherry Arch	1981mm X 686mm (6'6" X 2'3")	23CHARCH	£282.41
	1981mm X 762mm (6'6" X 2'6")	26CHARCH	£297.80
	1981mm X 838mm (6'6" X 2'9")	29CHARCH	£313.73
Honey Oak 6 Panel	1981mm X 686mm (6'6" X 2'3")	23HOAK	£223.40
	1981mm X 762mm (6'6" X 2'6")	26HOAK	£225.08
	1981mm X 838mm (6'6" X 2'9")	29HOAK	£247.43
Honey Oak Clear Glazed	1981mm X 686mm (6'6" X 2'3")	23HOAK+GC	£247.60
	1981mm X 762mm (6'6" X 2'6")	26HOAK+GC	£247.60
	1981mm X 838mm (6'6" X 2'9")	29HOAK+GC	£249.78



Avesta

White Primed Range



These superior internal stile and rail feature doors will enhance any home. They're available in a wide range of styles, both traditional and contemporary, with glazed options to suit.

Manufactured from engineered components and faced with a medium density fibre board skin. Raised and fielded panels overcome panel movement, shrinkage and splitting.

We supply them double coat primed, ready for a final coat of paint.

Glazed doors are glazed using 4mm toughened safety glass.

Benefits

- Solid
- Primed
- Heavyweight
- Traditional construction
- High quality premium range

For Avesta pair options please use our pair maker see page 17 for details.



Avesta Panel Detail

Clean white lines?



Why not look at our Wellington sliding and folding patio? **Page 138**



Avesta

White Primed Range



4 Panel Shaker



4 Panel Shaker
Obscure Glazed



1 Panel



8 Light Clear
Glazed



2 Panel



1 Panel 8 Light
Clear Glazed

Avesta White Primed Range

Door	Size	Code	Price
		Imperial 35mm (1 3/8") Thick	
4 Panel Shaker	1981mm X 610mm (6'6" X 2'0")	20PSR4PS	£139.67
	1981mm X 686mm (6'6" X 2'3")	23PSR4PS	£143.54
	1981mm X 762mm (6'6" X 2'6")	26PSR4PS	£148.03
4 Panel Shaker Glazed Obscure	1981mm X 762mm (6'6" X 2'6")	26PSR4PG	£209.75
1 Panel	1981mm X 686mm (6'6" X 2'3")	23PSR1P	£122.49
	1981mm X 762mm (6'6" X 2'6")	26PSR1P	£126.89
2 Panel	1981mm X 610mm (6'6" X 2'0")	20PSR2P	£125.12
	1981mm X 686mm (6'6" X 2'3")	23PSR2P	£128.97
	1981mm X 762mm (6'6" X 2'6")	26PSR2P	£133.26
8 Light Clear Glazed	1981mm X 762mm (6'6" X 2'6")	26PSR8L	£208.93
1 Panel 8 Light Clear Glazed	1981mm X 762mm (6'6" X 2'6")	26PSR8L1P	£207.93



Avesta

White Primed Range



4 Panel
Traditional /
Fire Door*



6 Panel
Traditional /
Fire Door*



2 Light
Traditional
Clear Glazed



6 Light Clear
Glazed



4 Panel Bi-Fold

Avesta White Primed Range

Door	Size	Code	Price	Code	Price
		Imperial 35mm (1 3/8") Thick		FD30* Fire Door 44mm (1 3/4") Thick	
4 Panel Traditional	1981mm X 610mm (6'6" X 2'0")	20PSR4PT	£174.49	26PSR4PTF 29PSR4PTF	£337.04 £345.92
	1981mm X 686mm (6'6" X 2'3")	23PSR4PT	£181.19		
	1981mm X 762mm (6'6" X 2'6")	26PSR4PT	£189.93		
	1981mm X 838mm (6'6" X 2'9")	29PSR4PT	£206.93		
2 Light Traditional Clear Glazed	1981mm X 762mm (6'6" X 2'6")	26PSR2L	£191.06		
4 Panel Bi-Fold	1981mm X 610mm (6'6" X 2'0")	20BIAV4	£200.67		
	1981mm X 762mm (6'6" X 2'6")	26BIAV4	£208.16		
6 Panel Traditional	1981mm X 610mm (6'6" X 2'0")	20PSR6PT	£181.46	26PSR6PTF 29PSR6PTF	£347.91 £357.13
	1981mm X 686mm (6'6" X 2'3")	23PSR6PT	£189.15		
	1981mm X 762mm (6'6" X 2'6")	26PSR6PT	£199.22		
	1981mm X 838mm (6'6" X 2'9")	29PSR6PT	£217.18		
6 Light Clear Glazed	1981mm X 762mm (6'6" X 2'6")	26PSR6L	£196.49		

*FD30/FD60 when fitted in appropriate frame with intumescent strips in jambs and head or top and long edges of door. In accordance with instructions.



Shaker

White Primed Range

NEW
size ranges
available



With their clean, minimal, contemporary lines, these stylish internal doors can enhance both modern and traditional interiors. Flush meeting stiles and flat panels create that distinctive Shaker look, which works beautifully with any kind of finish.

We offer one and four panel designs, each with a choice of glazing options – clear in four panel and obscure in one panel to suit different areas of the home.

We supply them double coat primed, ready for a final coat of paint.

Glazed doors are glazed using 4mm toughened safety glass.

For Shaker pair options please use our pair maker see page 17 for details.



1 Panel Shaker



1 Light Obscure
Glazed



4 Light Clear
Glazed

Shaker White Primed Range

Door	Size	Code	Price
		Imperial 35mm (1 3/8") Thick	
1 Panel White Primed	1981mm X 610mm (6'6" X 2'0")	20PSHAK1P	£158.03
	1981mm X 686mm (6'6" X 2'3")	23PSHAK1P	£160.03
	1981mm X 762mm (6'6" X 2'6")	26PSHAK1P	£164.86
	1981mm X 838mm (6'6" X 2'9")	29PSHAK1P	£202.03
1 Light White Primed Obscure Glazed	1981mm X 610mm (6'6" X 2'0")	20PSHAK1+GOF	£206.48
	1981mm X 686mm (6'6" X 2'3")	23PSHAK1+GOF	£215.82
	1981mm X 762mm (6'6" X 2'6")	26PSHAK1+GOF	£220.72
	1981mm X 838mm (6'6" X 2'9")	29PSHAK1+GOF	£238.72
4 Panel White Primed	1981mm X 610mm (6'6" X 2'0")	20PSHAK4P	£172.16
	1981mm X 686mm (6'6" X 2'3")	23PSHAK4P	£177.18
	1981mm X 762mm (6'6" X 2'6")	26PSHAK4P	£180.18
	1981mm X 838mm (6'6" X 2'9")	29PSHAK4P	£202.03
4 Light White Primed Clear Glazed	1981mm X 610mm (6'6" X 2'0")	20PSHAK4+GCF	£208.60
	1981mm X 762mm (6'6" X 2'6")	26PSHAK4+GCF	£207.23



4 Panel Shaker



Aston

White Primed Range



A primed version of the already popular Aston door. Contemporary three panel design available in a clear glazed option.

Manufactured from engineered components and faced with white medium density fibre board.

We supply them double coat primed, ready for a final coat of paint.

Glazed doors are glazed using 4mm clear toughened safety glass.

For Aston pair options please use our pair maker see page 17 for details.



Aston Panel



Aston Clear Glazed

Aston White Primed Range

Door	Size	Code	Price
		Imperial 35mm (1 3/8") Thick	
Aston Panel	1981mm X 610mm (6'6" X 2'0")	20WASTN3P	£151.86
	1981mm X 686mm (6'6" X 2'3")	23WASTN3P	£151.86
	1981mm X 762mm (6'6" X 2'6")	26WASTN3P	£151.86
	1981mm X 838mm (6'6" X 2'9")	29WASTN3P	£168.28
Aston Clear Glazed	1981mm X 686mm (6'6" X 2'3")	23WASTN3P+GC	£171.00
	1981mm X 762mm (6'6" X 2'6")	26WASTN3P+GC	£176.18
	1981mm X 838mm (6'6" X 2'9")	29WASTN3P+GC	£188.48





Flush Door
Beech Real Wood
Over-Veneer

Flush Doors

These ranges of doors are very popular in all kinds of contemporary homes as well as for commercial applications.

up to

20% OFF

all our veneer doors[†]
see page 44

[†] Up to 20% off list prices.



Flush Door
GCO1
White Oak



Flush Door
Ash Real Wood
Veneer



Flush Door
White Oak
Real Wood
Veneer

Both real wood over-veneer and veneer effect doors come in standard flush designs in a wide range of timber options, and as both standard and fire rated doors. Whether you want the beauty of a real wood finish or the consistency of the foil veneer effect design, there's a door to suit.

MDF, hardboard and plywood complete the range, offering economical solutions for all types of applications.

JELD-WEN doors are available from leading builders' merchants throughout the UK on a fast delivery service.

Call **0845 122 2891** or log on to **www.jeld-wen.co.uk** to find your nearest supplier.

Our veneer doors come with up to 20% already trimmed off

Our real wood veneer doors have always been chosen for their quality and smart looks. And with price reductions of up to 20%[†] across the range on list prices they're now an even smarter choice too.

New improved specification

- Real wood veneer pressed over both frame and lipping*
- Lacquered to a beautiful, durable finish
- 3 different glazing options
- Also available as FD30 or FD60 fire doors
- Manufactured in the UK under PEFC chain of custody certifications

Seven great door finishes

There are seven stunning finishes that will complement any commercial or domestic setting.

Even more doors with express delivery

As if a great price wasn't enough, we've also increased our range of doors available for express 3-7 day delivery.

see our
full range of
real wood
veneer doors
on pages 46 - 55



* Applicable to standard core only.

† Up to 20% off list prices.



Choose from a range of finishes...



Ash



White Oak



African Maple



Beech



Sapele



Koto



Eco-grade

...core construction and fire resistance



Standard



FD30



FD60

Choose from a standard core, or when fire protection is required, FD30 or FD60 fire doors.

FireGuard® 35mm fire door

Exclusive to JELD-WEN, the slim line FireGuard® door offers the same 30 minute fire protection, without the need to replace existing frames and linings.

Real Wood Veneer

Standard Core Specification

Our standard core specification boasts real wood veneer pressed over both the internal timber frame and complementing hardwood lipping edges. Veneer faces are then lacquered, giving the final product a quality finish with door edges seamlessly matching the face veneer.







Standard Core Specification






Note: Slight marking and differences in shade and pattern are natural characteristics of real wood veneer. You may find colour variations between individual doors (especially in the African Maple range).



Standard Core

Door	Size	Code	Price
		Standard Core Imperial 35mm (1½") Thick Metric 40mm (1½") Thick	
Koto		1981mm X 457mm (6'6" X 1'6")	16KOTOV £73.99
		1981mm X 533mm (6'6" X 1'9")	19KOTOV £73.99
		1981mm X 610mm (6'6" X 2'0")	20KOTOV £73.99
		1981mm X 686mm (6'6" X 2'3")	23KOTOV £79.92
		1981mm X 762mm (6'6" X 2'6")	26KOTOV £79.92
		2032mm X 813mm (6'8" X 2'8")	28KOTOV £85.85
		1981mm X 838mm (6'6" X 2'9")	29KOTOV £85.85
		1981mm X 864mm (6'6" X 2'10")	210KOTOV £91.79
		1981mm X 914mm (6'6" X 3'0")	30KOTOV £91.79
		METRIC 2040 X 526 X 40mm	526KOTOV £79.92
		METRIC 2040 X 626 X 40mm	626KOTOV £85.85
		METRIC 2040 X 726 X 40mm	726KOTOV £85.85
		METRIC 2040 X 826 X 40mm	826KOTOV £91.79
		METRIC 2040 X 926 X 40mm	926KOTOV £97.72
White Oak		1981mm X 457mm (6'6" X 1'6")	16WOKOV £81.99
		1981mm X 533mm (6'6" X 1'9")	19WOKOV £81.99
		1981mm X 610mm (6'6" X 2'0")	20WOKOV £81.99
		1981mm X 686mm (6'6" X 2'3")	23WOKOV £87.92
		1981mm X 762mm (6'6" X 2'6")	26WOKOV £87.92
		2032mm X 813mm (6'8" X 2'8")	28WOKOV £93.85
		1981mm X 838mm (6'6" X 2'9")	29WOKOV £93.85
		1981mm X 864mm (6'6" X 2'10")	210WOKOV £99.79
		1981mm X 914mm (6'6" X 3'0")	30WOKOV £99.79
		METRIC 2040 X 526 X 40mm	526WOKOV £87.92
		METRIC 2040 X 626 X 40mm	626WOKOV £93.85
		METRIC 2040 X 726 X 40mm	726WOKOV £93.85
		METRIC 2040 X 826 X 40mm	826WOKOV £99.79
		METRIC 2040 X 926 X 40mm	926WOKOV £105.72
Beech		1981mm X 457mm (6'6" X 1'6")	16BCHOV £73.99
		1981mm X 533mm (6'6" X 1'9")	19BCHOV £73.99
		1981mm X 610mm (6'6" X 2'0")	20BCHOV £73.99
		1981mm X 686mm (6'6" X 2'3")	23BCHOV £79.92
		1981mm X 762mm (6'6" X 2'6")	26BCHOV £79.92
		2032mm X 813mm (6'8" X 2'8")	28BCHOV £85.85
		1981mm X 838mm (6'6" X 2'9")	29BCHOV £85.85
		1981mm X 864mm (6'6" X 2'10")	210BCHOV £91.79
		1981mm X 914mm (6'6" X 3'0")	30BCHOV £91.79
		METRIC 2040 X 526 X 40mm	526BCHOV £79.92
		METRIC 2040 X 626 X 40mm	626BCHOV £85.85
		METRIC 2040 X 726 X 40mm	726BCHOV £85.85
		METRIC 2040 X 826 X 40mm	826BCHOV £91.79
		METRIC 2040 X 926 X 40mm	926BCHOV £97.72
Sapele		1981mm X 457mm (6'6" X 1'6")	16SAPOV £78.99
		1981mm X 533mm (6'6" X 1'9")	19SAPOV £78.99
		1981mm X 610mm (6'6" X 2'0")	20SAPOV £78.99
		1981mm X 686mm (6'6" X 2'3")	23SAPOV £84.92
		1981mm X 762mm (6'6" X 2'6")	26SAPOV £84.92
		2032mm X 813mm (6'8" X 2'8")	28SAPOV £90.85
		1981mm X 838mm (6'6" X 2'9")	29SAPOV £90.85
		1981mm X 864mm (6'6" X 2'10")	210SAPOV £96.79
		1981mm X 914mm (6'6" X 3'0")	30SAPOV £96.79
		METRIC 2040 X 526 X 40mm	526SAPOV £84.92
		METRIC 2040 X 626 X 40mm	626SAPOV £90.85
		METRIC 2040 X 726 X 40mm	726SAPOV £90.85
		METRIC 2040 X 826 X 40mm	826SAPOV £96.79
		METRIC 2040 X 926 X 40mm	926SAPOV £102.72

Door	Size	Code	Price
		Standard Core Imperial 35mm (1½") Thick Metric 40mm (1½") Thick	
Ash		1981 X 457mm (6'6" X 1'6")	16ASHOV £73.99
		1981 X 533mm (6'6" X 1'9")	19ASHOV £73.99
		1981 X 610mm (6'6" X 2'0")	20ASHOV £73.99
		1981 X 686mm (6'6" X 2'3")	23ASHOV £79.92
		1981 X 762mm (6'6" X 2'6")	26ASHOV £79.92
		2032 X 813mm (6'8" X 2'8")	28ASHOV £85.85
		1981 X 838mm (6'6" X 2'9")	29ASHOV £85.85
		1981 X 864mm (6'6" X 2'10")	210ASHOV £91.79
		1981 X 914mm (6'6" X 3'0")	30ASHOV £91.79
		METRIC 2040 X 526 X 40mm	526ASHOV £79.92
		METRIC 2040 X 626 X 40mm	626ASHOV £85.85
		METRIC 2040 X 726 X 40mm	726ASHOV £85.85
		METRIC 2040 X 826 X 40mm	826ASHOV £91.79
		METRIC 2040 X 926 X 40mm	926ASHOV £97.72
African Maple		1981 X 457mm (6'6" X 1'6")	16MAPOV £68.99
		1981 X 533mm (6'6" X 1'9")	19MAPOV £68.99
		1981 X 610mm (6'6" X 2'0")	20MAPOV £68.99
		1981 X 686mm (6'6" X 2'3")	23MAPOV £74.92
		1981 X 762mm (6'6" X 2'6")	26MAPOV £74.92
		2032 X 813mm (6'8" X 2'8")	28MAPOV £80.85
		1981 X 838mm (6'6" X 2'9")	29MAPOV £80.85
		1981 X 864mm (6'6" X 2'10")	210MAPOV £86.79
		1981 X 914mm (6'6" X 3'0")	30MAPOV £86.79
		METRIC 2040 X 526 X 40mm	526MAPOV £74.92
		METRIC 2040 X 626 X 40mm	626MAPOV £80.85
		METRIC 2040 X 726 X 40mm	726MAPOV £80.85
		METRIC 2040 X 826 X 40mm	826MAPOV £86.79
		METRIC 2040 X 926 X 40mm	926MAPOV £92.72
Eco-grade		1981mm X 457mm (6'6" X 1'6")	16ECG £73.99
		1981mm X 533mm (6'6" X 1'9")	19ECG £73.99
		1981mm X 610mm (6'6" X 2'0")	20ECG £73.99
		1981mm X 686mm (6'6" X 2'3")	23ECG £79.92
		1981mm X 762mm (6'6" X 2'6")	26ECG £79.92
		2032mm X 813mm (6'8" X 2'8")	28ECG £85.85
		1981mm X 838mm (6'6" X 2'9")	29ECG £85.85
		1981mm X 864mm (6'6" X 2'10")	210ECG £91.79
		1981mm X 914mm (6'6" X 3'0")	30ECG £91.79
		METRIC 2040 X 526 X 40mm	526ECG £79.92
		METRIC 2040 X 626 X 40mm	626ECG £85.85
		METRIC 2040 X 726 X 40mm	726ECG £85.85
		METRIC 2040 X 826 X 40mm	826ECG £91.79
		METRIC 2040 X 926 X 40mm	926ECG £97.72

Note: For glazing options please see page 51.

For further information on fire doors please see page 158 or visit www.jeld-wen.co.uk

† Up to 20% off list prices.



Real Wood Veneer

Fire Door Specification

Our real wood veneer range is available with a choice of fire door options.

The slim line FireGuard® door offers the same 30 minute rating, but with the benefit of being 35mm thick, eliminating the need to replace existing frames and linings.

We also offer standard FD30 (44mm thickness) and FD60 (54mm thickness) fire doors.







FD30 Core Specification








FD60 Core Specification

Fire Doors

Door	Size	Code	Price	Code	Price	Code	Price
		 FD30* Fire Door 35mm (1 3/8") Thick		FD30* Fire Door 44mm (1 3/4") Thick		FD60* Fire Door 54mm (2 1/8") Thick	
Koto		1981mm X 457mm (6'6" X 1'6")		16KOTOVF	£92.72	16KOTOVFD	£192.64
		1981mm X 533mm (6'6" X 1'9")		19KOTOVF	£92.72	19KOTOVFD	£192.64
		1981mm X 610mm (6'6" X 2'0")		20KOTOVF	£92.72	20KOTOVFD	£192.64
		1981mm X 686mm (6'6" X 2'3")	23KOTOV35F	23KOTOVF	£98.65	23KOTOVFD	£198.57
		1981mm X 762mm (6'6" X 2'6")	26KOTOV35F	26KOTOVF	£98.65	26KOTOVFD	£198.57
		2032mm X 813mm (6'8" X 2'8")	28KOTOV35F	28KOTOVF	£104.58	28KOTOVFD	£204.50
		1981mm X 838mm (6'6" X 2'9")	29KOTOV35F	29KOTOVF	£104.58	29KOTOVFD	£204.50
		1981mm X 864mm (6'6" X 2'10")		210KOTOVF	£110.52	210KOTOVFD	£210.44
		1981mm X 914mm (6'6" X 3'0")		30KOTOVF	£110.52	30KOTOVFD	£210.44
		METRIC 2040 X 526 X 40mm		526KOTOVF	£98.65	526KOTOVFD	£198.57
		METRIC 2040 X 626 X 40mm		626KOTOVF	£104.58	626KOTOVFD	£204.50
		METRIC 2040 X 726 X 40mm		726KOTOVF	£104.58	726KOTOVFD	£204.50
		METRIC 2040 X 826 X 40mm		826KOTOVF	£110.52	826KOTOVFD	£210.44
		METRIC 2040 X 926 X 40mm		926KOTOVF	£116.45	926KOTOVFD	£216.37
White Oak		1981mm X 457mm (6'6" X 1'6")		16WOKOVF	£97.72	16WOKOVFD	£200.64
		1981mm X 533mm (6'6" X 1'9")		19WOKOVF	£97.72	19WOKOVFD	£200.64
		1981mm X 610mm (6'6" X 2'0")		20WOKOVF	£97.72	20WOKOVFD	£200.64
		1981mm X 686mm (6'6" X 2'3")	23WOKOV35F	23WOKOVF	£103.65	23WOKOVFD	£206.57
		1981mm X 762mm (6'6" X 2'6")	26WOKOV35F	26WOKOVF	£103.65	26WOKOVFD	£206.57
		2032mm X 813mm (6'8" X 2'8")	28WOKOV35F	28WOKOVF	£109.58	28WOKOVFD	£212.50
		1981mm X 838mm (6'6" X 2'9")	29WOKOV35F	29WOKOVF	£109.58	29WOKOVFD	£212.50
		1981mm X 864mm (6'6" X 2'10")		210WOKOVF	£115.52	210WOKOVFD	£218.44
		1981mm X 914mm (6'6" X 3'0")		30WOKOVF	£115.52	30WOKOVFD	£218.44
		METRIC 2040 X 526 X 40mm		526WOKOVF	£103.65	526WOKOVFD	£206.57
		METRIC 2040 X 626 X 40mm		626WOKOVF	£109.58	626WOKOVFD	£212.50
		METRIC 2040 X 726 X 40mm		726WOKOVF	£109.58	726WOKOVFD	£212.50
		METRIC 2040 X 826 X 40mm		826WOKOVF	£115.52	826WOKOVFD	£218.44
		METRIC 2040 X 926 X 40mm		926WOKOVF	£121.45	926WOKOVFD	£224.37
Beech		1981mm X 457mm (6'6" X 1'6")		16BCHOVF	£87.72	16BCHOVFD	£192.64
		1981mm X 533mm (6'6" X 1'9")		19BCHOVF	£87.72	19BCHOVFD	£192.64
		1981mm X 610mm (6'6" X 2'0")		20BCHOVF	£87.72	20BCHOVFD	£192.64
		1981mm X 686mm (6'6" X 2'3")	23BCHOV35F	23BCHOVF	£93.65	23BCHOVFD	£198.57
		1981mm X 762mm (6'6" X 2'6")	26BCHOV35F	26BCHOVF	£93.65	26BCHOVFD	£198.57
		2032mm X 813mm (6'8" X 2'8")	28BCHOV35F	28BCHOVF	£99.58	28BCHOVFD	£204.50
		1981mm X 838mm (6'6" X 2'9")	29BCHOV35F	29BCHOVF	£99.58	29BCHOVFD	£204.50
		1981mm X 864mm (6'6" X 2'10")		210BCHOVF	£105.52	210BCHOVFD	£210.44
		1981mm X 914mm (6'6" X 3'0")		30BCHOVF	£105.52	30BCHOVFD	£210.44
		METRIC 2040 X 526 X 40mm		526BCHOVF	£93.65	526BCHOVFD	£198.57
		METRIC 2040 X 626 X 40mm		626BCHOVF	£99.58	626BCHOVFD	£204.50
		METRIC 2040 X 726 X 40mm		726BCHOVF	£99.58	726BCHOVFD	£204.50
		METRIC 2040 X 826 X 40mm		826BCHOVF	£105.52	826BCHOVFD	£210.44
		METRIC 2040 X 926 X 40mm		926BCHOVF	£111.45	926BCHOVFD	£216.37



Fire Doors

Door	Size	Code	Price	Code	Price	Code	Price
		 FD30* Fire Door 35mm (1 3/8") Thick		FD30* Fire Door 44mm (1 3/4") Thick		FD60* Fire Door 54mm (2 1/8") Thick	
Ash		1981 X 457mm (6'6" X 1'6") 1981 X 533mm (6'6" X 1'9") 1981 X 610mm (6'6" X 2'0") 1981 X 686mm (6'6" X 2'3") 1981 X 762mm (6'6" X 2'6") 2032 X 813mm (6'8" X 2'8") 1981 X 838mm (6'6" X 2'9") 1981 X 864mm (6'6" X 2'10") 1981 X 914mm (6'6" X 3'0") METRIC 2040 X 526 X 40mm METRIC 2040 X 626 X 40mm METRIC 2040 X 726 X 40mm METRIC 2040 X 826 X 40mm METRIC 2040 X 926 X 40mm	23ASHOV35F £103.65 26ASHOV35F £103.65 28ASHOV35F £103.65 29ASHOV35F £103.65	16ASHOVF £87.72 19ASHOVF £87.72 20ASHOVF £87.72 23ASHOVF £93.65 26ASHOVF £93.65 28ASHOVF £99.58 29ASHOVF £99.58 210ASHOVF £105.52 30ASHOVF £105.52 526ASHOVF £93.65 626ASHOVF £99.58 726ASHOVF £99.58 826ASHOVF £105.52 926ASHOVF £111.45	16ASHOVFD £192.64 19ASHOVFD £192.64 20ASHOVFD £192.64 23ASHOVFD £198.57 26ASHOVFD £198.57 28ASHOVFD £204.50 29ASHOVFD £204.50 210ASHOVFD £210.44 30ASHOVFD £210.44 526ASHOVFD £198.57 626ASHOVFD £204.50 726ASHOVFD £204.50 826ASHOVFD £210.44 926ASHOVFD £216.37		
African Maple		1981 X 457mm (6'6" X 1'6") 1981 X 533mm (6'6" X 1'9") 1981 X 610mm (6'6" X 2'0") 1981 X 686mm (6'6" X 2'3") 1981 X 762mm (6'6" X 2'6") 2032 X 813mm (6'8" X 2'8") 1981 X 838mm (6'6" X 2'9") 1981 X 864mm (6'6" X 2'10") 1981 X 914mm (6'6" X 3'0") METRIC 2040 X 526 X 40mm METRIC 2040 X 626 X 40mm METRIC 2040 X 726 X 40mm METRIC 2040 X 826 X 40mm METRIC 2040 X 926 X 40mm	23MAPOV35F £98.65 26MAPOV35F £98.65 28MAPOV35F £98.65 29MAPOV35F £98.65	16MAPOVF £87.72 19MAPOVF £87.72 20MAPOVF £87.72 23MAPOVF £93.65 26MAPOVF £93.65 28MAPOVF £99.58 29MAPOVF £99.58 210MAPOVF £105.52 30MAPOVF £105.52 526MAPOVF £93.65 626MAPOVF £99.58 726MAPOVF £99.58 826MAPOVF £105.52 926MAPOVF £111.45	16MAPOVFD £187.64 19MAPOVFD £187.64 20MAPOVFD £187.64 23MAPOVFD £193.57 26MAPOVFD £193.57 28MAPOVFD £199.50 29MAPOVFD £199.50 210MAPOVFD £205.44 30MAPOVFD £205.44 526MAPOVFD £193.57 626MAPOVFD £199.50 726MAPOVFD £199.50 826MAPOVFD £205.44 926MAPOVFD £211.37		
Sapele		1981mm X 457mm (6'6" X 1'6") 1981mm X 533mm (6'6" X 1'9") 1981mm X 610mm (6'6" X 2'0") 1981mm X 686mm (6'6" X 2'3") 1981mm X 762mm (6'6" X 2'6") 2032mm X 813mm (6'8" X 2'8") 1981mm X 838mm (6'6" X 2'9") 1981mm X 864mm (6'6" X 2'10") 1981mm X 914mm (6'6" X 3'0") METRIC 2040 X 526 X 40mm METRIC 2040 X 626 X 40mm METRIC 2040 X 726 X 40mm METRIC 2040 X 826 X 40mm METRIC 2040 X 926 X 40mm	23SAPOV35F £108.65 26SAPOV35F £108.65 28SAPOV35F £108.65 29SAPOV35F £108.65	16SAPOVF £92.72 19SAPOVF £92.72 20SAPOVF £92.72 23SAPOVF £98.65 26SAPOVF £98.65 28SAPOVF £104.58 29SAPOVF £104.58 210SAPOVF £110.52 30SAPOVF £110.52 526SAPOVF £98.65 626SAPOVF £104.58 726SAPOVF £104.58 826SAPOVF £110.52 926SAPOVF £116.45	16SAPOVFD £197.64 19SAPOVFD £197.64 20SAPOVFD £197.64 23SAPOVFD £203.57 26SAPOVFD £203.57 28SAPOVFD £209.50 29SAPOVFD £209.50 210SAPOVFD £215.44 30SAPOVFD £215.44 526SAPOVFD £203.57 626SAPOVFD £209.50 726SAPOVFD £209.50 826SAPOVFD £215.44 926SAPOVFD £221.37		
Eco-grade		1981mm X 457mm (6'6" X 1'6") 1981mm X 533mm (6'6" X 1'9") 1981mm X 610mm (6'6" X 2'0") 1981mm X 686mm (6'6" X 2'3") 1981mm X 762mm (6'6" X 2'6") 2032mm X 813mm (6'8" X 2'8") 1981mm X 838mm (6'6" X 2'9") 1981mm X 864mm (6'6" X 2'10") 1981mm X 914mm (6'6" X 3'0") METRIC 2040 X 526 X 40mm METRIC 2040 X 626 X 40mm METRIC 2040 X 726 X 40mm METRIC 2040 X 826 X 40mm METRIC 2040 X 926 X 40mm		16ECGF £97.72 19ECGF £97.72 20ECGF £97.72 23ECGF £103.65 26ECGF £103.65 28ECGF £109.58 29ECGF £109.58 210ECGF £115.52 30ECGF £115.52 526ECGF £103.65 626ECGF £109.58 726ECGF £109.58 826ECGF £115.52 926ECGF £121.45	16ECGFD £192.64 19ECGFD £192.64 20ECGFD £192.64 23ECGFD £198.57 26ECGFD £198.57 28ECGFD £204.50 29ECGFD £204.50 210ECGFD £210.44 30ECGFD £210.44 526ECGFD £198.57 626ECGFD £204.50 726ECGFD £204.50 826ECGFD £210.44 926ECGFD £216.37		

Note: For glazing options please see page 51.

For further information on fire doors please see page 158 or visit www.jeld-wen.co.uk

† Up to 20% off list prices.

Flush Door

GCO1
White Oak
Clear Glass



Real Wood Veneer



Glazed Fire Door Specification

Our choice of glazing designs are suitable for many commercial applications such as offices, hotels and schools, and come with a choice of either Georgian wired or plain clear fire glass.

Available in both FD30 (30 minute) and FD60 (60 minute) options.



FD30 Core Specification

FD60 Core Specification

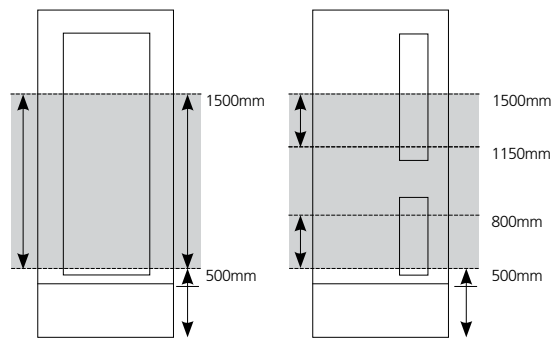
Glazed door styles



GC01

GC05

GC06



Part M 2004 Compliant Aperture for Zone of Visibility Requirements.

Veneer choices



Ash

White Oak

African Maple

Beech

Sapele

Koto

Eco-grade

Note: Slight marking and differences in shade and pattern are natural characteristics of real wood veneer. You may find colour variations between individual doors (especially in the African Maple range).

† Up to 20% off list prices.

Real Wood Veneer

Ash Glazed Fire Doors

Aperture	Size	Code	Price	Code	Price
		FD30* Fire Door 44mm (1¾") Thick		FD60* Fire Door 54mm (2⅛") Thick	
GC01 Clear Glass	1981mm X 762mm (6'6" X 2'6") 1981mm X 838mm (6'6" X 2'9") Metric 2040mm X 826mm Metric 2040mm X 926mm	26ASHOVF+GC01	£297.77	26ASHOVFD+GC01	£402.69
		29ASHOVF+GC01	£303.70	29ASHOVFD+GC01	£408.62
		826ASHOVF+GC01	£309.64	826ASHOVFD+GC01	£414.56
		926ASHOVF+GC01	£315.57	926ASHOVFD+GC01	£420.49
GC05 Clear Glass	1981mm X 762mm (6'6" X 2'6") 1981mm X 838mm (6'6" X 2'9") Metric 2040mm X 826mm Metric 2040mm X 926mm	26ASHOVF+GC05	£399.83	26ASHOVFD+GC05	£504.75
		29ASHOVF+GC05	£405.76	29ASHOVFD+GC05	£510.68
		826ASHOVF+GC05	£411.70	826ASHOVFD+GC05	£516.62
		926ASHOVF+GC05	£417.63	926ASHOVFD+GC05	£522.55
GC06 Clear Glass	1981mm X 762mm (6'6" X 2'6") 1981mm X 838mm (6'6" X 2'9") Metric 2040mm X 826mm Metric 2040mm X 926mm	26ASHOVF+GC06	£309.11	26ASHOVFD+GC06	£414.03
		29ASHOVF+GC06	£315.04	29ASHOVFD+GC06	£419.96
		826ASHOVF+GC06	£320.98	826ASHOVFD+GC06	£425.90
		926ASHOVF+GC06	£326.91	926ASHOVFD+GC06	£431.83
GW01 Georgian Wired Glass	1981mm X 762mm (6'6" X 2'6") 1981mm X 838mm (6'6" X 2'9") Metric 2040mm X 826mm Metric 2040mm X 926mm	26ASHOVF+GW01	£297.77		
		29ASHOVF+GW01	£303.70		
		826ASHOVF+GW01	£309.64		
		926ASHOVF+GW01	£315.57		
GW05 Georgian Wired Glass	1981mm X 762mm (6'6" X 2'6") 1981mm X 838mm (6'6" X 2'9") Metric 2040mm X 826mm Metric 2040mm X 926mm	26ASHOVF+GW05	£399.83		
		29ASHOVF+GW05	£405.76		
		826ASHOVF+GW05	£411.70		
		926ASHOVF+GW05	£417.63		
GW06 Georgian Wired Glass	1981mm X 762mm (6'6" X 2'6") 1981mm X 838mm (6'6" X 2'9") Metric 2040mm X 826mm Metric 2040mm X 926mm	26ASHOVF+GW06	£309.11		
		29ASHOVF+GW06	£315.04		
		826ASHOVF+GW06	£320.98		
		926ASHOVF+GW06	£326.91		



Note: Slight marking and differences in shade and pattern are natural characteristics of real wood veneer. You may find colour variations between individual doors (especially in the African Maple range).

† Up to 20% off list prices.



White Oak Glazed Fire Doors

Aperture	Size	Code	Price	Code	Price
		FD30* Fire Door 44mm (1¾") Thick		FD60* Fire Door 54mm (2½") Thick	
GC01 Clear Glass	1981mm X 762mm (6'6" X 2'6")	26WOKOVF+GC01	£307.77	26WOKOVFD+GC01	£410.69
	1981mm X 838mm (6'6" X 2'9")	29WOKOVF+GC01	£313.70	29WOKOVFD+GC01	£416.62
	Metric 2040mm X 826mm	826WOKOVF+GC01	£319.64	826WOKOVFD+GC01	£422.56
	Metric 2040mm X 926mm	926WOKOVF+GC01	£325.57	926WOKOVFD+GC01	£428.49
GC05 Clear Glass	1981mm X 762mm (6'6" X 2'6")	26WOKOVF+GC05	£409.83	26WOKOVFD+GC05	£512.75
	1981mm X 838mm (6'6" X 2'9")	29WOKOVF+GC05	£415.76	29WOKOVFD+GC05	£518.68
	Metric 2040mm X 826mm	826WOKOVF+GC05	£421.70	826WOKOVFD+GC05	£524.62
	Metric 2040mm X 926mm	926WOKOVF+GC05	£427.63	926WOKOVFD+GC05	£530.55
GC06 Clear Glass	1981mm X 762mm (6'6" X 2'6")	26WOKOVF+GC06	£319.11	26WOKOVFD+GC06	£422.03
	1981mm X 838mm (6'6" X 2'9")	29WOKOVF+GC06	£325.04	29WOKOVFD+GC06	£427.96
	Metric 2040mm X 826mm	826WOKOVF+GC06	£330.98	826WOKOVFD+GC06	£433.90
	Metric 2040mm X 926mm	926WOKOVF+GC06	£336.91	926WOKOVFD+GC06	£439.83
GW01 Georgian Wired Glass	1981mm X 762mm (6'6" X 2'6")	26WOKOVF+GW01	£307.77		
	1981mm X 838mm (6'6" X 2'9")	29WOKOVF+GW01	£313.70		
	Metric 2040mm X 826mm	826WOKOVF+GW01	£319.64		
	Metric 2040mm X 926mm	926WOKOVF+GW01	£325.57		
GW05 Georgian Wired Glass	1981mm X 762mm (6'6" X 2'6")	26WOKOVF+GW05	£409.83		
	1981mm X 838mm (6'6" X 2'9")	29WOKOVF+GW05	£415.76		
	Metric 2040mm X 826mm	826WOKOVF+GW05	£421.70		
	Metric 2040mm X 926mm	926WOKOVF+GW05	£427.63		
GW06 Georgian Wired Glass	1981mm X 762mm (6'6" X 2'6")	26WOKOVF+GW06	£319.11		
	1981mm X 838mm (6'6" X 2'9")	29WOKOVF+GW06	£325.04		
	Metric 2040mm X 826mm	826WOKOVF+GW06	£330.98		
	Metric 2040mm X 926mm	926WOKOVF+GW06	£336.91		



African Maple Glazed Fire Doors

Aperture	Size	Code	Price	Code	Price
		FD30* Fire Door 44mm (1¾") Thick		FD60* Fire Door 54mm (2½") Thick	
GC01 Clear Glass	1981mm X 762mm (6'6" X 2'6")	26MAPOVF+GC01	£297.77	26MAPOVFD+GC01	£397.69
	1981mm X 838mm (6'6" X 2'9")	29MAPOVF+GC01	£303.70	29MAPOVFD+GC01	£403.62
	Metric 2040mm X 826mm	826MAPOVF+GC01	£309.64	826MAPOVFD+GC01	£409.56
	Metric 2040mm X 926mm	926MAPOVF+GC01	£315.57	926MAPOVFD+GC01	£415.49
GC05 Clear Glass	1981mm X 762mm (6'6" X 2'6")	26MAPOVF+GC05	£399.83	26MAPOVFD+GC05	£499.75
	1981mm X 838mm (6'6" X 2'9")	29MAPOVF+GC05	£405.76	29MAPOVFD+GC05	£505.68
	Metric 2040mm X 826mm	826MAPOVF+GC05	£411.70	826MAPOVFD+GC05	£511.62
	Metric 2040mm X 926mm	926MAPOVF+GC05	£417.63	926MAPOVFD+GC05	£517.55
GC06 Clear Glass	1981mm X 762mm (6'6" X 2'6")	26MAPOVF+GC06	£309.11	26MAPOVFD+GC06	£409.03
	1981mm X 838mm (6'6" X 2'9")	29MAPOVF+GC06	£315.04	29MAPOVFD+GC06	£414.96
	Metric 2040mm X 826mm	826MAPOVF+GC06	£320.98	826MAPOVFD+GC06	£420.90
	Metric 2040mm X 926mm	926MAPOVF+GC06	£326.91	926MAPOVFD+GC06	£426.83
GW01 Georgian Wired Glass	1981mm X 762mm (6'6" X 2'6")	26MAPOVF+GW01	£297.77		
	1981mm X 838mm (6'6" X 2'9")	29MAPOVF+GW01	£303.70		
	Metric 2040mm X 826mm	826MAPOVF+GW01	£309.64		
	Metric 2040mm X 926mm	926MAPOVF+GW01	£315.57		
GW05 Georgian Wired Glass	1981mm X 762mm (6'6" X 2'6")	26MAPOVF+GW05	£399.83		
	1981mm X 838mm (6'6" X 2'9")	29MAPOVF+GW05	£405.76		
	Metric 2040mm X 826mm	826MAPOVF+GW05	£411.70		
	Metric 2040mm X 926mm	926MAPOVF+GW05	£417.63		
GW06 Georgian Wired Glass	1981mm X 762mm (6'6" X 2'6")	26MAPOVF+GW06	£309.11		
	1981mm X 838mm (6'6" X 2'9")	29MAPOVF+GW06	£315.04		
	Metric 2040mm X 826mm	826MAPOVF+GW06	£320.98		
	Metric 2040mm X 926mm	926MAPOVF+GW06	£326.91		



*FD30/FD60 when fitted in appropriate frame with intumescent strips in jambs and head or top and long edges of door. In accordance with instructions.



Real Wood Veneer

Beech Glazed Fire Doors

Aperture	Size	Code	Price	Code	Price
		FD30* Fire Door 44mm (1¾") Thick		FD60* Fire Door 54mm (2⅛") Thick	
GC01 Clear Glass	1981mm X 762mm (6'6" X 2'6") 1981mm X 838mm (6'6" X 2'9") Metric 2040mm X 826mm Metric 2040mm X 926mm	26BCHOVF+GC01	£297.77	26BCHOVFD+GC01	£402.69
		29BCHOVF+GC01	£303.70	29BCHOVFD+GC01	£408.62
		826BCHOVF+GC01	£309.64	826BCHOVFD+GC01	£414.56
		926BCHOVF+GC01	£315.57	926BCHOVFD+GC01	£420.49
GC05 Clear Glass	1981mm X 762mm (6'6" X 2'6") 1981mm X 838mm (6'6" X 2'9") Metric 2040mm X 826mm Metric 2040mm X 926mm	26BCHOVF+GC05	£399.83	26BCHOVFD+GC05	£504.75
		29BCHOVF+GC05	£405.76	29BCHOVFD+GC05	£510.68
		826BCHOVF+GC05	£411.70	826BCHOVFD+GC05	£516.62
		926BCHOVF+GC05	£417.63	926BCHOVFD+GC05	£522.55
GC06 Clear Glass	1981mm X 762mm (6'6" X 2'6") 1981mm X 838mm (6'6" X 2'9") Metric 2040mm X 826mm Metric 2040mm X 926mm	26BCHOVF+GC06	£309.11	26BCHOVFD+GC06	£414.03
		29BCHOVF+GC06	£315.04	29BCHOVFD+GC06	£419.96
		826BCHOVF+GC06	£320.98	826BCHOVFD+GC06	£425.90
		926BCHOVF+GC06	£326.91	926BCHOVFD+GC06	£431.83
GW01 Georgian Wired Glass	1981mm X 762mm (6'6" X 2'6") 1981mm X 838mm (6'6" X 2'9") Metric 2040mm X 826mm Metric 2040mm X 926mm	26BCHOVF+GW01	£297.77		
		29BCHOVF+GW01	£303.70		
		826BCHOVF+GW01	£309.64		
		926BCHOVF+GW01	£315.57		
GW05 Georgian Wired Glass	1981mm X 762mm (6'6" X 2'6") 1981mm X 838mm (6'6" X 2'9") Metric 2040mm X 826mm Metric 2040mm X 926mm	26BCHOVF+GW05	£399.83		
		29BCHOVF+GW05	£405.76		
		826BCHOVF+GW05	£411.70		
		926BCHOVF+GW05	£417.63		
GW06 Georgian Wired Glass	1981mm X 762mm (6'6" X 2'6") 1981mm X 838mm (6'6" X 2'9") Metric 2040mm X 826mm Metric 2040mm X 926mm	26BCHOVF+GW06	£309.11		
		29BCHOVF+GW06	£315.04		
		826BCHOVF+GW06	£320.98		
		926BCHOVF+GW06	£326.91		



Sapele Glazed Fire Doors

Aperture	Size	Code	Price	Code	Price
		FD30* Fire Door 44mm (1¾") Thick		FD60* Fire Door 54mm (2⅛") Thick	
GC01 Clear Glass	1981mm X 762mm (6'6" X 2'6") 1981mm X 838mm (6'6" X 2'9") Metric 2040mm X 826mm Metric 2040mm X 926mm	26SAPOVF+GC01	£302.77	26SAPOVFD+GC01	£407.69
		29SAPOVF+GC01	£308.70	29SAPOVFD+GC01	£413.62
		826SAPOVF+GC01	£314.64	826SAPOVFD+GC01	£419.56
		926SAPOVF+GC01	£320.57	926SAPOVFD+GC01	£425.49
GC05 Clear Glass	1981mm X 762mm (6'6" X 2'6") 1981mm X 838mm (6'6" X 2'9") Metric 2040mm X 826mm Metric 2040mm X 926mm	26SAPOVF+GC05	£404.83	26SAPOVFD+GC05	£509.75
		29SAPOVF+GC05	£410.76	29SAPOVFD+GC05	£515.68
		826SAPOVF+GC05	£416.70	826SAPOVFD+GC05	£521.62
		926SAPOVF+GC05	£422.63	926SAPOVFD+GC05	£527.55
GC06 Clear Glass	1981mm X 762mm (6'6" X 2'6") 1981mm X 838mm (6'6" X 2'9") Metric 2040mm X 826mm Metric 2040mm X 926mm	26SAPOVF+GC06	£314.11	26SAPOVFD+GC06	£419.03
		29SAPOVF+GC06	£320.04	29SAPOVFD+GC06	£424.96
		826SAPOVF+GC06	£325.98	826SAPOVFD+GC06	£430.90
		926SAPOVF+GC06	£331.91	926SAPOVFD+GC06	£436.83
GW01 Georgian Wired Glass	1981mm X 762mm (6'6" X 2'6") 1981mm X 838mm (6'6" X 2'9") Metric 2040mm X 826mm Metric 2040mm X 926mm	26SAPOVF+GW01	£302.77		
		29SAPOVF+GW01	£308.70		
		826SAPOVF+GW01	£314.64		
		926SAPOVF+GW01	£320.57		
GW05 Georgian Wired Glass	1981mm X 762mm (6'6" X 2'6") 1981mm X 838mm (6'6" X 2'9") Metric 2040mm X 826mm Metric 2040mm X 926mm	26SAPOVF+GW05	£404.83		
		29SAPOVF+GW05	£410.76		
		826SAPOVF+GW05	£416.70		
		926SAPOVF+GW05	£422.63		
GW06 Georgian Wired Glass	1981mm X 762mm (6'6" X 2'6") 1981mm X 838mm (6'6" X 2'9") Metric 2040mm X 826mm Metric 2040mm X 926mm	26SAPOVF+GW06	£314.11		
		29SAPOVF+GW06	£320.04		
		826SAPOVF+GW06	£325.98		
		926SAPOVF+GW06	£331.91		



*FD30/FD60 when fitted in appropriate frame with intumescent strips in jambs and head or top and long edges of door. In accordance with instructions.



Koto Glazed Fire Doors

Aperture	Size	Code	Price	Code	Price
		FD30* Fire Door 44mm (1¾") Thick		FD60* Fire Door 54mm (2½") Thick	
GC01 Clear Glass	1981mm X 762mm (6'6" X 2'6") 1981mm X 838mm (6'6" X 2'9") Metric 2040mm X 826mm Metric 2040mm X 926mm	26KOTOVF+GC01	£302.77	26KOTOVFD+GC01	£402.69
		29KOTOVF+GC01	£308.70	29KOTOVFD+GC01	£408.62
		826KOTOVF+GC01	£314.64	826KOTOVFD+GC01	£414.56
		926KOTOVF+GC01	£320.57	926KOTOVFD+GC01	£420.49
GC05 Clear Glass	1981mm X 762mm (6'6" X 2'6") 1981mm X 838mm (6'6" X 2'9") Metric 2040mm X 826mm Metric 2040mm X 926mm	26KOTOVF+GC05	£404.83	26KOTOVFD+GC05	£504.75
		29KOTOVF+GC05	£410.76	29KOTOVFD+GC05	£510.68
		826KOTOVF+GC05	£416.70	826KOTOVFD+GC05	£516.62
		926KOTOVF+GC05	£422.63	926KOTOVFD+GC05	£522.55
GC06 Clear Glass	1981mm X 762mm (6'6" X 2'6") 1981mm X 838mm (6'6" X 2'9") Metric 2040mm X 826mm Metric 2040mm X 926mm	26KOTOVF+GC06	£314.11	26KOTOVFD+GC06	£414.03
		29KOTOVF+GC06	£320.04	29KOTOVFD+GC06	£419.96
		826KOTOVF+GC06	£325.98	826KOTOVFD+GC06	£425.90
		926KOTOVF+GC06	£331.91	926KOTOVFD+GC06	£431.83
GW01 Georgian Wired Glass	1981mm X 762mm (6'6" X 2'6") 1981mm X 838mm (6'6" X 2'9") Metric 2040mm X 826mm Metric 2040mm X 926mm	26KOTOVF+GW01	£302.77		
		29KOTOVF+GW01	£308.70		
		826KOTOVF+GW01	£314.64		
		926KOTOVF+GW01	£320.57		
GW05 Georgian Wired Glass	1981mm X 762mm (6'6" X 2'6") 1981mm X 838mm (6'6" X 2'9") Metric 2040mm X 826mm Metric 2040mm X 926mm	26KOTOVF+GW05	£404.83		
		29KOTOVF+GW05	£410.76		
		826KOTOVF+GW05	£416.70		
		926KOTOVF+GW05	£422.63		
GW06 Georgian Wired Glass	1981mm X 762mm (6'6" X 2'6") 1981mm X 838mm (6'6" X 2'9") Metric 2040mm X 826mm Metric 2040mm X 926mm	26KOTOVF+GW06	£314.11		
		29KOTOVF+GW06	£320.04		
		826KOTOVF+GW06	£325.98		
		926KOTOVF+GW06	£331.91		



Eco-grade Glazed Fire Doors

Aperture	Size	Code	Price	Code	Price
		FD30* Fire Door 44mm (1¾") Thick		FD60* Fire Door 54mm (2½") Thick	
GC01 Clear Glass	1981mm X 762mm (6'6" X 2'6") 1981mm X 838mm (6'6" X 2'9") Metric 2040mm X 826mm Metric 2040mm X 926mm	26ECGF+GC01	£307.77	26ECGFD+GC01	£402.69
		29ECGF+GC01	£313.70	29ECGFD+GC01	£408.62
		826ECGF+GC01	£319.64	826ECGFD+GC01	£414.56
		926ECGF+GC01	£325.57	926ECGFD+GC01	£420.49
GC05 Clear Glass	1981mm X 762mm (6'6" X 2'6") 1981mm X 838mm (6'6" X 2'9") Metric 2040mm X 826mm Metric 2040mm X 926mm	26ECGF+GC05	£409.83	26ECGFD+GC05	£504.75
		29ECGF+GC05	£415.76	29ECGFD+GC05	£510.68
		826ECGF+GC05	£421.70	826ECGFD+GC05	£516.62
		926ECGF+GC05	£427.63	926ECGFD+GC05	£522.55
GC06 Clear Glass	1981mm X 762mm (6'6" X 2'6") 1981mm X 838mm (6'6" X 2'9") Metric 2040mm X 826mm Metric 2040mm X 926mm	26ECGF+GC06	£319.11	26ECGFD+GC06	£414.03
		29ECGF+GC06	£325.04	29ECGFD+GC06	£419.96
		826ECGF+GC06	£330.98	826ECGFD+GC06	£425.90
		926ECGF+GC06	£336.91	926ECGFD+GC06	£431.83
GW01 Georgian Wired Glass	1981mm X 762mm (6'6" X 2'6") 1981mm X 838mm (6'6" X 2'9") Metric 2040mm X 826mm Metric 2040mm X 926mm	26ECGF+GW01	£307.77		
		29ECGF+GW01	£313.70		
		826ECGF+GW01	£319.64		
		926ECGF+GW01	£325.57		
GW05 Georgian Wired Glass	1981mm X 762mm (6'6" X 2'6") 1981mm X 838mm (6'6" X 2'9") Metric 2040mm X 826mm Metric 2040mm X 926mm	26ECGF+GW05	£409.83		
		29ECGF+GW05	£415.76		
		826ECGF+GW05	£421.70		
		926ECGF+GW05	£427.63		
GW06 Georgian Wired Glass	1981mm X 762mm (6'6" X 2'6") 1981mm X 838mm (6'6" X 2'9") Metric 2040mm X 826mm Metric 2040mm X 926mm	26ECGF+GW06	£319.11		
		29ECGF+GW06	£325.04		
		826ECGF+GW06	£330.98		
		926ECGF+GW06	£336.91		



† Up to 20% off list prices.



Glazed Foil Veneer Finish

Ash and Beech



If you want continuity of shade and finish on veneered doors, this range of doors has the answer – foil veneer effect. Foil veneer effect doors are timber-structured, but with a man-made facing that replicates the look of wood veneer. As the foil is machine generated, the finish can be completely controlled, so that every door with one particular finish looks exactly the same. There are two finishes available – Ash and Beech.



Ash



Beech



10 Light Clear
Glazed



9 Light Clear
Glazed

10 Light Clear Glazed

Door	Size	Code	Price
		Imperial 35mm (1½") Thick	
Ash	1981mm X 762mm (6'6" X 2'6")	26TOTT10G	£306.63
	1981mm X 1168mm (6'6" X 3'10") pair	310TOTT10G	£636.86
Beech	1981mm X 762mm (6'6" X 2'6")	26PADD10G	£306.63
	1981mm X 838mm (6'6" X 2'9")	29PADD10G	£313.71
	1981mm X 1168mm (6'6" X 3'10") pair	310PADD10G	£636.86

9 Light Clear Glazed

Door	Size	Code	Price
		Imperial 35mm (1½") Thick	
Ash	1981mm X 1168mm (6'6" X 3'10") pair	310TOTT9G	£636.86
Beech	1981mm X 838mm (6'6" X 2'9")	29PADD9G	£313.71
	1981mm X 1168mm (6'6" X 3'10") pair	310PADD9G	£636.86

Pairs have square meeting stiles.

Please note this range is subject to availability, please check stock with our sales office before ordering.



Foil Veneer Finish

Ash, Oak and Beech



Ash



Oak



Beech

This range features doors manufactured to a high quality in three popular foil veneer finishes.

The production technique for this type of door provides consistent colour – unlike natural veneer – so you don't need to spend time colour matching.

Doors are lipped, faces are fully finished, only the four edges require further finishing.

Foil Veneer Finish

Door	Size	Code	Price	Code	Price
		Standard Core Imperial 35mm (1 3/8") Thick Metric 40mm (1 5/8") Thick		FD30* Fire Door 44mm (1 3/4") Thick	
Ash	1981mm X 457mm (6'6" X 1'6")	16TOTT	£58.97	16TOTTF	£94.78
	1981mm X 533mm (6'6" X 1'9")	19TOTT	£58.97	19TOTTF	£94.78
	1981mm X 610mm (6'6" X 2'0")	20TOTT	£58.97	20TOTTF	£94.78
	1981mm X 686mm (6'6" X 2'3")	23TOTT	£58.97	23TOTTF	£94.78
	1981mm X 762mm (6'6" X 2'6")	26TOTT	£58.97	26TOTTF	£94.78
	1981mm X 838mm (6'6" X 2'9")	29TOTT	£61.33	29TOTTF	£97.23
	1981mm X 864mm (6'6" X 2'10")	210TOTT	£77.84	210TOTTF	£114.36
	METRIC 2040 X 626mm	626TOTT	£63.68	626TOTTF	£99.68
	METRIC 2040 X 726mm	726TOTT	£63.68	726TOTTF	£99.68
	METRIC 2040 X 826mm	826TOTT	£63.68	826TOTTF	£99.68
	METRIC 2040 X 926mm	926TOTT	£70.76	926TOTTF	£107.02
Oak	1981mm X 457mm (6'6" X 1'6")	16WEMB	£58.97	16WEMBF	£128.42
	1981mm X 533mm (6'6" X 1'9")	19WEMB	£58.97	19WEMBF	£128.42
	1981mm X 610mm (6'6" X 2'0")	20WEMB	£58.97	20WEMBF	£128.42
	1981mm X 686mm (6'6" X 2'3")	23WEMB	£60.06	23WEMBF	£128.42
	1981mm X 762mm (6'6" X 2'6")	26WEMB	£60.06	26WEMBF	£128.42
	1981mm X 838mm (6'6" X 2'9")	29WEMB	£61.33	29WEMBF	£130.86
	1981mm X 864mm (6'6" X 2'10")	210WEMB	£77.84	210WEMBF	£147.99
	METRIC 2040 X 526mm	526WEMB	£77.84	526WEMBF	£133.31
	METRIC 2040 X 626mm	626WEMB	£63.68	626WEMBF	£133.31
	METRIC 2040 X 726mm	726WEMB	£63.68	726WEMBF	£133.31
	METRIC 2040 X 826mm	826WEMB	£63.68	826WEMBF	£133.31
	METRIC 2040 X 926mm	926WEMB	£70.76	926WEMBF	£140.65
Beech	1981mm X 457mm (6'6" X 1'6")	16PADD	£58.97	16PADDF	£128.42
	1981mm X 533mm (6'6" X 1'9")	19PADD	£58.97	19PADDF	£128.42
	1981mm X 610mm (6'6" X 2'0")	20PADD	£58.97	20PADDF	£128.42
	1981mm X 686mm (6'6" X 2'3")	23PADD	£58.97	23PADDF	£128.42
	1981mm X 762mm (6'6" X 2'6")	26PADD	£58.97	26PADDF	£128.42
	1981mm X 838mm (6'6" X 2'9")	29PADD	£61.33	29PADDF	£130.86
	1981mm X 864mm (6'6" X 2'10")	210PADD	£77.84	210PADDF	£147.99
	METRIC 2040 X 626mm	626PADD	£63.68	626PADDF	£133.31
	METRIC 2040 X 726mm	726PADD	£63.68	726PADDF	£133.31
	METRIC 2040 X 826mm	826PADD	£63.68	826PADDF	£133.31
	METRIC 2040 X 926mm	926PADD	£70.76	926PADDF	£140.65

*FD30 when fitted in appropriate frame with intumescent strips in jambs and head or top and long edges of door. In accordance with instructions.



Hardboard




The Hardboard door is pre-primed on both faces, with softwood stiles.

An ideal door for painting in coordinating room colours.



Hardboard

Hardboard

Size	Code	Price	Code	Price	Code	Price
	Standard Core Imperial 35mm (1½") Thick Metric 40mm (1½") Thick		 FD30* Fire Door 35mm (1½") Thick		FD30* Fire Door 44mm (1¾") Thick	
1981mm X 381mm (6'6" X 1'3")	13HB	£41.23				
1981mm X 457mm (6'6" X 1'6")	16HB	£41.23				
1981mm X 533mm (6'6" X 1'9")	19HB	£42.13			19HBF	£71.87
1981mm X 610mm (6'6" X 2'0")	20HB	£42.13			20HBF	£71.87
1981mm X 686mm (6'6" X 2'3")	23HB	£42.13	23HB35F	£92.93	23HBF	£71.87
1981mm X 711mm (6'6" X 2'4")	24HB	£41.23				
1981mm X 762mm (6'6" X 2'6")	26HB	£42.13	26HB35F	£92.93	26HBF	£71.87
1981mm X 838mm (6'6" X 2'9")	29HB	£47.08	29HB35F	£92.93	29HBF	£76.82
2032mm X 813mm (6'8" X 2'8")	28HB	£47.08	28HB35F	£92.93	28HBF	£76.82
METRIC 2040 X 526mm	526HB	£44.60			526HBF	£74.34
METRIC 2040 X 626mm	626HB	£44.60			626HBF	£74.34
METRIC 2040 X 726mm	726HB	£44.60			726HBF	£74.34
METRIC 2040 X 826mm	826HB	£44.60			826HBF	£74.34
METRIC 2040 X 926mm	926HB	£47.08			926HBF	£76.82

*FD30/FD60 when fitted in appropriate frame with intumescent strips in jambs and head or top and long edges of door. In accordance with instructions.

Paint Grade Plywood



Paint grade doors offer economical solutions for home, offices and retail environments.

Standard Core Doors

- softwood stiles and rails
- unlipped*

FD30* Fire Doors

- thicker stiles for added stability
- clear Georgian wired glazed fire door option

FD60* Fire Doors

A 54mm thick 60-minute fire door is also available. It is FD60* fire-rated when hung in an appropriate frame with intumescent strips fitted to the frame or door.




*lipped version available to order, subject to quantity. Please contact our sales office for further details.



Paint Grade Plywood

Paint Grade Plywood

Size	Code	Price	Code	Price	Code	Price	Code	Price	Code	Price
	Standard Core Imperial 35mm (1 3/8") Thick		Standard Core Metric 40mm (1 5/8") Thick		 FD30* Fire Door 35mm (1 3/8") Thick		FD30* Fire Door 44mm (1 3/4") Thick		FD60* Fire Door 54mm (2 1/8") Thick	
1981mm X 381mm (6'6" X 1'3")	13IP3	£45.09								
1981mm X 457mm (6'6" X 1'6")	16IP3	£45.09	16IP5	£55.77						
1981mm X 533mm (6'6" X 1'9")	19IP3	£45.09	19IP5	£55.77						
1981mm X 610mm (6'6" X 2'0")	20IP3	£45.09	20IP5	£55.77						
1981mm X 686mm (6'6" X 2'3")	23IP3	£45.09	23IP5	£55.77	23IP35F	£116.24	19IPF	£69.71	20F1XFD	£236.35
1981mm X 711mm (6'6" X 2'4")	24IP3	£45.09					20IPF	£69.71	23F1XFD	£236.35
1981mm X 762mm (6'6" X 2'6")	26IP3	£45.09	26IP5	£55.77	26IP35F	£116.24	23IPF	£69.71		
1981mm X 838mm (6'6" X 2'9")	29IP3	£47.46	29IP5	£58.14	29IP35F	£116.24	26IPF	£69.71	26F1XFD	£236.35
1981mm X 864mm (6'6" X 2'10")	210IP3	£63.28					29IPF	£72.08	29F1XFD	£238.93
2032mm X 813mm (6'8" X 2'8")	28IP3	£58.14	28IP5	£68.82	28IP35F	£116.24	210IPF	£87.90		
1981mm X 813mm (6'6" X 2'8")	6628IP3	£53.39	6628IP5	£64.07			28IPF	£82.76	28F1XFD	£238.93
1829mm X 610mm (6'0" X 2'0")	6020IP3	£45.09								
Metric 2040 X 426mm			426IP5	£50.37			426IPF	£74.99		
Metric 2040 X 526mm			526IP5	£50.37			526IPF	£74.99		
Metric 2040 X 626mm			626IP5	£50.37			626IPF	£74.99		
Metric 2040 X 726mm			726IP5	£51.66			726IPF	£76.28	726F1XFD	£236.35
Metric 2040 X 826mm			826IP5	£60.70			826IPF	£85.32	826F1XFD	£238.93
Metric 2040 X 926mm			926IP5	£62.53			926IPF	£87.15		

*FD30/FD60 when fitted in appropriate frame with intumescent strips in jambs and head or top and long edges of door. In accordance with instructions.

Paint Grade Plywood

Glazed Fire Doors



Paint grade veneered fire doors offer an economical solution for homes, offices and shops, in fact many fire doors are manufactured to this specification. These doors are supplied glazed with **Clear Georgian Wired** glass.

FD30* Fire Doors

- thicker stiles for added stability
- clear Georgian wired glazed fire door option

Note

For detailed aperture sizes please see page 158.



GG01
Georgian
Wired



GG05
Georgian
Wired



GG06
Georgian
Wired

Paint Grade Plywood Glazed Fire Doors

Door	Size	Code	Price
		FD30* Fire Door 44mm (1 3/4") Thick	
GG01 Georgian Wired	1981mm X 762mm (6'6" X 2'6") 1981mm X 838mm (6'6" X 2'9") METRIC 2040 X 826mm METRIC 2040 X 926mm	26IPFB+GG01	£188.78
		29IPFB+GG01	£191.15
		826IPFB+GG01	£204.39
		926IPFB+GG01	£206.22
GG05 Georgian Wired	1981mm X 762mm (6'6" X 2'6") 1981mm X 838mm (6'6" X 2'9") METRIC 2040 X 826mm METRIC 2040 X 926mm	26IPFB+GG05	£239.81
		29IPFB+GG05	£242.18
		826IPFB+GG05	£255.42
		926IPFB+GG05	£257.25
GG06 Georgian Wired	1981mm X 762mm (6'6" X 2'6") 1981mm X 838mm (6'6" X 2'9") METRIC 2040 X 826mm METRIC 2040 X 926mm	26IPFB+GG06	£205.79
		29IPFB+GG06	£208.16
		826IPFB+GG06	£221.40
		926IPFB+GG06	£223.23

*FD30/FD60 when fitted in appropriate frame with intumescent strips in jambs and head or top and long edges of door. In accordance with instructions.



Part M 2004 Compliant Aperture
for Zone of Visibility Requirements.



MDF Finish



The MDF Faced door is pre-primed on both faces with softwood stiles.


Available in standard core, FD30*, FD60* and our 35mm fire door.

An ideal door for smooth paint finish.



MDF

MDF Finish

Size	Code	Price	Code	Price	Code	Price	Code	Price
	Standard Core Imperial 35mm (1 3/8") Thick Metric 40mm (1 5/8") Thick		 FD30* Fire Door 35mm (1 3/8") Thick		FD30* Fire Door 44mm (1 3/4") Thick		FD60* Fire Door 54mm (2 1/8") Thick	
1981mm X 381mm (6'6" X 1'3")	13MDF	£45.36						
1981mm X 457mm (6'6" X 1'6")	16MDF	£45.36						
1981mm X 533mm (6'6" X 1'9")	19MDF	£45.36			19MDFF	£75.10	19MDFFD	£158.76
1981mm X 610mm (6'6" X 2'0")	20MDF	£45.36			20MDFF	£75.10	20MDFFD	£158.76
1981mm X 686mm (6'6" X 2'3")	23MDF	£45.36	23MDF35F	£102.06	23MDFF	£75.10	23MDFFD	£158.76
1981mm X 711mm (6'6" X 2'4")	24MDF	£45.36						
1981mm X 762mm (6'6" X 2'6")	26MDF	£45.36	26MDF35F	£102.06	26MDFF	£75.10	26MDFFD	£158.76
1981mm X 838mm (6'6" X 2'9")	29MDF	£49.90	29MDF35F	£102.06	29MDFF	£79.64	29MDFFD	£163.30
2032mm X 813mm (6'8" X 2'8")	28MDF	£49.90	28MDF35F	£102.06				
Metric 2040 X 526mm	526MDF	£47.63			526MDFF	£77.37	526MDFFD	£161.03
Metric 2040 X 626mm	626MDF	£47.63			626MDFF	£77.37	626MDFFD	£161.03
Metric 2040 X 726mm	726MDF	£47.63			726MDFF	£77.37	726MDFFD	£161.03
Metric 2040 X 826mm	826MDF	£47.63			826MDFF	£77.37	826MDFFD	£161.03
Metric 2040 X 926mm	926MDF	£49.90			926MDFF	£79.64		

*FD30/FD60 when fitted in appropriate frame with intumescent strips in jambs and head or top and long edges of door. In accordance with instructions.





Moulded Doors
Cube

Moulded Doors

The JELD-WEN moulded door range gives you a wide choice of styles and sizes. From standard primed doors to fully finished doors, there's something for every type of home – including glazed and bi-fold models in new and exclusive designs.



Moulded Doors
Bostonian



Moulded Doors
Rockport



Moulded Doors
Newark Glazed



Moulded Doors
Linea

Many styles are also available as fire doors, and in sizes for commercial properties and situations with mobility requirements.

We can also supply our internal doors as fully assembled doorsets, complete with frame and fittings. These are particularly useful for new-build projects.

JELD-WEN doors are available from leading builders' merchants throughout the UK on a fast delivery service.

Call **0845 122 2891** or log on to **www.jeld-wen.co.uk** to find your nearest supplier.



Mobility Doors
Compliant to
Part M 2004

Newark

Woodgrain



Our new Newark moulded door has been developed on the success of our popular Oregon oak cottage door. Authentic in its appearance, the Newark has a subtle graining pattern coupled with stile and rail joints as a feature.

The door is suitable for both traditional and contemporary homes and is available with a standard core construction, middleweight and heavyweight option or for added safety in the home as an FD30*, FD60* and our 35mm fire door. The Newark is not available in a bi-fold.



Newark Pair

Newark Woodgrain

Door	Size	Code	Price	Code	Price	Code	Price	Code	Price	Code	Price	Code	Price
	Imperial Metric	Standard Core 35mm (1 3/8") Thick 40mm (1 5/8") Thick		Middleweight Core 35mm (1 3/8") Thick 40mm (1 5/8") Thick		Heavyweight Core 35mm (1 3/8") Thick		FD30* Fire Door 35mm FIREGUARD® (1 3/8") Thick		FD30* Fire Door 44mm (1 3/4") Thick		FD60* Fire Door 54mm (2 1/8") Thick	
Newark	1981mm X 610mm (6'6" X 2'0")	20NEWA	£68.76	20NEWASL	£81.81	23NEWAHW	£94.98	23NEWA35F	£176.01	20NEWAF	£146.23	20NEWAFD	£385.77
	1981mm X 686mm (6'6" X 2'3")	23NEWA	£68.76	23NEWASL	£81.81	26NEWAHW	£94.98	26NEWA35F	£176.01	23NEWAF	£146.23	23NEWAFD	£385.77
	1981mm X 762mm (6'6" X 2'6")	26NEWA	£68.76	26NEWASL	£81.81	29NEWAHW	£99.74	29NEWA35F	£176.01	26NEWAF	£146.23	26NEWAFD	£385.77
	1981mm X 838mm (6'6" X 2'9")	29NEWA	£73.52	29NEWASL	£86.57					29NEWAF	£150.99	29NEWAFD	£390.53
	2032mm X 813mm (6'8" X 2'8")	28NEWA	£81.87	28NEWASL	£94.92					28NEWAF	£159.34	28NEWAFD	£398.88
	1981mm X 864mm (6'6" X 2'10")	210NEWA	£81.87	210NEWASL	£94.92					210NEWAF	£159.34	210NEWAFD	£398.88
	METRIC 2040 X 626 X 40mm	626NEWA	£71.14	626NEWASL	£84.19					626NEWAF	£148.61	626NEWAFD	£388.15
	METRIC 2040 X 726 X 40mm	726NEWA	£71.14	726NEWASL	£84.19					726NEWAF	£148.61	726NEWAFD	£388.15
	METRIC 2040 X 826 X 40mm	826NEWA	£71.14	826NEWASL	£84.19					826NEWAF	£148.61	826NEWAFD	£388.15
	METRIC 2040 X 926 X 40mm	926NEWA	£79.49	926NEWASL	£94.91					926NEWAF	£158.15	926NEWAFD	£397.69
Newark Pair	1981mm X 1220mm (6'6" X 4'0")	40PRNEWA	£143.20										
	1981mm X 1372mm (6'6" X 4'6")	46PRNEWA	£143.20										
	1981mm X 1512mm (6'6" X 4'11 1/2")	50PRNEWA	£143.20										

*FD30/FD60 when fitted in appropriate frame with intumescent strips in jambs and head or top and long edges of door. In accordance with instructions. Pairs have rebated meeting stiles, overall width includes rebate. Pairs are right hand pull. Pairs available in all standard sizes. For undercoated spec add £6.00 to the price and prefix code W. For pre-finished spec add £23.98 to the price and suffix code +P. See page 89 for more detail.



Newark

Glazed Options



The Newark glazed range complements the panel style beautifully. We have developed two glazed designs for different styles with the vertical glazed etch more contemporary or the six light etch as a more traditional design.

Doors are glazed using 4mm toughened safety glass.



Newark
6 Light
Simulated Etch
Glazed

Newark
Vertical Etch
Glazed

Newark Glazed Options

Door	Size	Code	Price
	Imperial 35mm (1½") Thick		
Newark 6 Light Simulated Etch	1981mm X 762mm (6'6" X 2'6")	26APNEWA+GB	£297.83
Newark Vertical Etch	1981mm X 762mm (6'6" X 2'6")	26APNEWA+GE	£297.83

Linea

Smooth




The Linea moulded range is the ultimate in contemporary styling. Its smooth finish, coupled with clean horizontal lines, gives this door a complete designer look.

The door is available with a standard core construction, middleweight and heavyweight option or for added safety in the home as an FD30*, FD60* and our 35mm fire door. The Linea is not available in a bi-fold.



Linea Pair

Linea Smooth

Door	Size	Code	Price	Code	Price	Code	Price	Code	Price	Code	Price	Code	Price
	Imperial Metric	Standard Core 35mm (1 3/8") Thick 40mm (1 1/2") Thick		Middleweight Core 35mm (1 3/8") Thick 40mm (1 1/2") Thick		Heavyweight Core 35mm (1 3/8") Thick		 FD30* Fire Door 35mm (1 3/8") Thick		FD30* Fire Door 44mm (1 3/4") Thick		FD60* Fire Door 54mm (2 1/8") Thick	
Linea	1981mm X 457mm (6'6" X 1'6")	16LINE	£66.66	16LINESL	£79.71					16LINEF	£144.13	16LINEFD	£383.67
	1981mm X 533mm (6'6" X 1'9")	19LINE	£66.66	19LINESL	£79.71					19LINEF	£144.13	19LINEFD	£383.67
	1981mm X 610mm (6'6" X 2'0")	20LINE	£66.66	20LINESL	£79.71					20LINEF	£144.13	20LINEFD	£383.67
	1981mm X 686mm (6'6" X 2'3")	23LINE	£66.66	23LINESL	£79.71	23LINEHW	£92.88	23LINE35F	£173.91	23LINEF	£144.13	23LINEFD	£383.67
	1981mm X 762mm (6'6" X 2'6")	26LINE	£66.66	26LINESL	£79.71	26LINEHW	£92.88	26LINE35F	£173.91	26LINEF	£144.13	26LINEFD	£383.67
	1981mm X 838mm (6'6" X 2'9")	29LINE	£71.42	29LINESL	£84.47	29LINEHW	£97.64	29LINE35F	£173.91	29LINEF	£148.89	29LINEFD	£388.43
	2032mm X 813mm (6'8" X 2'8")	28LINE	£79.77	28LINESL	£92.82					28LINEF	£157.24	28LINEFD	£396.78
	1981mm X 864mm (6'6" X 2'10")	210LINE	£79.77	210LINESL	£92.82					210LINEF	£157.24	210LINEFD	£396.78
	METRIC 2040 X 526 X 40MM	526LINE	£69.04	526LINESL	£82.09					526LINEF	£146.51	526LINEFD	£386.05
	METRIC 2040 X 626 X 40MM	626LINE	£69.04	626LINESL	£82.09					626LINEF	£146.51	626LINEFD	£386.05
	METRIC 2040 X 726 X 40MM	726LINE	£69.04	726LINESL	£82.09					726LINEF	£146.51	726LINEFD	£386.05
	METRIC 2040 X 826 X 40MM	826LINE	£69.04	826LINESL	£82.09					826LINEF	£146.51	826LINEFD	£386.05
	METRIC 2040 X 926 X 40MM	926LINE	£77.39	926LINESL	£92.81					926LINEF	£156.05	926LINEFD	£395.59
Linea Pair	1981mm X 1066mm (6'6" X 3'6")	36PRLINE	£139.00										
	1981mm X 1168mm (6'6" X 3'10")	310PRLINE	£139.00										
	1981mm X 1220mm (6'6" X 4'0")	40PRLINE	£139.00										
	1981mm X 1372mm (6'6" X 4'6")	46PRLINE	£139.00										
	1981mm X 1512mm (6'6" X 4'11 1/2")	50PRLINE	£139.00										

*FD30/FD60 when fitted in appropriate frame with intumescent strips in jambs and head or top and long edges of door. In accordance with instructions. Pairs have rebated meeting stiles, overall width includes rebate. Pairs are right hand pull. Pairs available in all standard sizes.



Linea

Glazed Options



Our glazed Linea range has been designed to accompany the range by using different glazing designs to complement the horizontal line detail. Choose from one light etch glazed or a five light clear square design.

Doors are glazed using 4mm toughened safety glass.



Linea 5 Light
Clear Glazed



Linea 1 Light
Etch Glazed

Linea Glazed Options

Door	Size	Code	Price
	Imperial 35mm (1 3/8") Thick		
Linea 5 Light Clear	1981mm X 686mm (6'6" X 2'3")	23AP5LINE+GCF	£295.73
	1981mm X 762mm (6'6" X 2'6")	26AP5LINE+GCF	£295.73
	1981mm X 838mm (6'6" X 2'9")	29AP5LINE+GCF	£300.49
Linea 1 Light Etch	1981mm X 686mm (6'6" X 2'3")	23AP1LINE+GE	£417.07
	1981mm X 762mm (6'6" X 2'6")	26AP1LINE+GE	£417.07
	1981mm X 838mm (6'6" X 2'9")	29AP1LINE+GE	£421.83

Cube

Smooth




The Cube moulded door range has been developed with contemporary design in mind. The simple yet effective offset geometric square design coupled with a smooth finish makes this door stand out in a room.

The door is available with a standard core construction, middleweight and heavyweight option or for added safety in the home as an FD30*, FD60* and our 35mm fire door. The Cube is not available in a bi-fold.



Cube Pair

Cube Smooth

Door	Size	Code	Price	Code	Price	Code	Price	Code	Price	Code	Price	Code	Price
	Imperial Metric	Standard Core 35mm (1 3/8") Thick 40mm (1 5/8") Thick		Middleweight Core 35mm (1 3/8") Thick 40mm (1 5/8") Thick		Heavyweight Core 35mm (1 3/8") Thick		 FD30* Fire Door 35mm (1 3/8") Thick		FD30* Fire Door 44mm (1 3/4") Thick		FD60* Fire Door 54mm (2 1/8") Thick	
Cube	1981mm X 533mm (6'6" X 1'9")	19CUBE	£66.76	19CUBESL	£79.71					19CUBEF	£144.13	19CUBEFD	£383.67
	1981mm X 610mm (6'6" X 2'0")	20CUBE	£66.76	20CUBESL	£79.71					20CUBEF	£144.13	20CUBEFD	£383.67
	1981mm X 686mm (6'6" X 2'3")	23CUBE	£66.76	23CUBESL	£79.71	23CUBEHW	£92.88	23CUBE35F	£173.91	23CUBEF	£144.13	23CUBEFD	£383.67
	1981mm X 762mm (6'6" X 2'6")	26CUBE	£66.76	26CUBESL	£79.71	26CUBEHW	£92.88	26CUBE35F	£173.91	26CUBEF	£144.13	26CUBEFD	£383.67
	1981mm X 838mm (6'6" X 2'9")	29CUBE	£71.52	29CUBESL	£84.47	29CUBEHW	£97.64	29CUBE35F	£173.91	29CUBEF	£148.89	29CUBEFD	£388.43
	2032mm X 813mm (6'8" X 2'8")	28CUBE	£79.87	28CUBESL	£92.82					28CUBEF	£157.24	28CUBEFD	£396.78
	1981mm X 864mm (6'6" X 2'10")	210CUBE	£79.87	210CUBESL	£92.82					210CUBEF	£157.24	210CUBEFD	£396.78
	METRIC 2040 X 526 X 40mm	526CUBE	£69.14	526CUBESL	£82.09					526CUBEF	£146.51	526CUBEFD	£386.05
	METRIC 2040 X 626 X 40mm	626CUBE	£69.14	626CUBESL	£82.09					626CUBEF	£146.51	626CUBEFD	£386.05
	METRIC 2040 X 726 X 40mm	726CUBE	£69.14	726CUBESL	£82.09					726CUBEF	£146.51	726CUBEFD	£386.05
	METRIC 2040 X 826 X 40mm	826CUBE	£69.14	826CUBESL	£82.09					826CUBEF	£146.51	826CUBEFD	£386.05
	METRIC 2040 X 926 X 40mm	926CUBE	£77.49	926CUBESL	£92.81					926CUBEF	£156.05	926CUBEFD	£395.59
Cube Pair	1981mm X 1066mm (6'6" X 3'6")	36PRCUBE	£139.00										
	1981mm X 1168mm (6'6" X 3'10")	310PRCUBE	£139.00										
	1981mm X 1220mm (6'6" X 4'0")	40PRCUBE	£139.00										
	1981mm X 1372mm (6'6" X 4'6")	46PRCUBE	£139.00										
	1981mm X 1512mm (6'6" X 4'11 1/2")	50PRCUBE	£139.00										

*FD30/FD60 when fitted in appropriate frame with intumescent strips in jambs and head or top and long edges of door. In accordance with instructions. Pairs have rebated meeting stiles, overall width includes rebate. Pairs are right hand pull. Pairs available in all standard sizes.



Cube

Glazed Options



Glazed doors are not only important but are becoming more and more popular. That's why we have designed two glazed doors to match the Cube range. Choose from a five light or a one light depending on your style, or why not mix both.

Doors are glazed using 4mm clear toughened safety glass contemporary design in mind. The simple yet effective offset geometric square design coupled with a smooth finish makes this door stand out in a room.



Cube 5 Light
Clear Glazed



Cube 1 Light
Clear Glazed

Cube Glazed Options

Door	Size	Code	Price
	Imperial 35mm (1½") Thick		
Cube 5 Light Clear	1981mm X 686mm (6'6" X 2'3")	23AP5CUBE+GCF	£295.83
	1981mm X 762mm (6'6" X 2'6")	26AP5CUBE+GCF	£295.83
	1981mm X 838mm (6'6" X 2'9")	29AP5CUBE+GCF	£300.59
Cube 1 Light Clear	1981mm X 686mm (6'6" X 2'3")	23AP1CUBE+GCF	£295.83
	1981mm X 762mm (6'6" X 2'6")	26AP1CUBE+GCF	£295.72
	1981mm X 838mm (6'6" X 2'9")	29AP1CUBE+GCF	£300.49

Rockport®

Smooth – 5 Panel



An exclusive elegant five panel smooth design that gives a subtle contemporary moulded appearance within the home. This style of door is available with a standard core construction, middleweight and heavyweight option or for added safety in the home as an FD30*, FD60*.

The Rockport® is not available in a bi-fold.



Rockport® Pair

Rockport® Smooth – 5 Panel

Door	Size	Code	Price	Code	Price	Code	Price	Code	Price	Code	Price
	Imperial Metric	Standard Core 35mm (1½") Thick 40mm (1½") Thick		Middleweight Core 35mm (1½") Thick 40mm (1½") Thick		Heavyweight Core 35mm (1½") Thick		FD30* Fire Door 44mm (1¾") Thick		FD60* Fire Door 54mm (2½") Thick	
Rockport®	1981mm X 457mm (6'6" X 1'6")	16ROCK	£64.36	16ROCKSL	£77.41	23ROCKHW 26ROCKHW 29ROCKHW	£90.58 £90.58 £95.34	16ROCKF	£141.83	16ROCKFD	£381.37
	1981mm X 533mm (6'6" X 1'9")	19ROCK	£64.36	19ROCKSL	£77.41			19ROCKF	£141.83	19ROCKFD	£381.37
	1981mm X 610mm (6'6" X 2'0")	20ROCK	£64.36	20ROCKSL	£77.41			20ROCKF	£141.83	20ROCKFD	£381.37
	1981mm X 686mm (6'6" X 2'3")	23ROCK	£64.36	23ROCKSL	£77.41			23ROCKF	£141.83	23ROCKFD	£381.37
	1981mm X 762mm (6'6" X 2'6")	26ROCK	£64.36	26ROCKSL	£77.41			26ROCKF	£141.83	26ROCKFD	£381.37
	1981mm X 838mm (6'6" X 2'9")	29ROCK	£69.12	29ROCKSL	£82.17			29ROCKF	£146.59	29ROCKFD	£386.13
	2032mm X 813mm (6'8" X 2'8")	28ROCK	£77.47	28ROCKSL	£90.52			28ROCKF	£154.94	28ROCKFD	£394.48
	1981mm X 864mm (6'6" X 2'10")	210ROCK	£77.47	210ROCKSL	£90.52			210ROCKF	£154.94	210ROCKFD	£394.48
	METRIC 2040 X 526 X 40mm	526ROCK	£66.74	526ROCKSL	£79.79			526ROCKF	£144.21	526ROCKFD	£383.75
	METRIC 2040 X 626 X 40mm	626ROCK	£66.74	626ROCKSL	£79.79			626ROCKF	£144.21	626ROCKFD	£383.75
	METRIC 2040 X 726 X 40mm	726ROCK	£66.74	726ROCKSL	£79.79			726ROCKF	£144.21	726ROCKFD	£383.75
	METRIC 2040 X 826 X 40mm	826ROCK	£66.74	826ROCKSL	£79.79			826ROCKF	£144.21	826ROCKFD	£383.75
	METRIC 2040 X 926 X 40mm	926ROCK	£75.09	926ROCKSL	£90.51			926ROCKF	£153.75	926ROCKFD	£393.29
Rockport® Pair	1981mm X 1066mm (6'6" X 3'6")	36PRROCK	£134.40								
	1981mm X 1168mm (6'6" X 3'10")	310PRROCK	£134.40								
	1981mm X 1220mm (6'6" X 4'0")	40PRROCK	£134.40								
	1981mm X 1372mm (6'6" X 4'6")	46PRROCK	£134.40								
	1981mm X 1512mm (6'6" X 4'11½")	50PRROCK	£134.40								

*FD30/FD60 when fitted in appropriate frame with intumescent strips in jamb and head or top and long edges of door. In accordance with instructions. Pairs have rebated meeting stiles, overall width includes rebate. Pairs are right hand pull. Pairs available in all standard sizes.



Rockport®

Glazed Options



Rockport® glazed doors complement the panel version beautifully. Choose from the traditional Marseille bar design or something more contemporary like the Infinity.

Doors are glazed using 4mm toughened safety glass.



Marseille Clear



5 Light Clear



Infinity Clear

Rockport® Glazed Options

Door	Size	Code	Price
	Imperial 35mm (1½") Thick		
Marseille Clear	1981mm X 762mm (6'6" X 2'6") 1981mm X 838mm (6'6" X 2'9")	26MSL+GC 29MSL+GC	£284.01 £288.77
5 Light Clear	1981mm X 762mm (6'6" X 2'6")	26AP5ROCK+GCF	£293.43
Infinity Clear	1981mm X 762mm (6'6" X 2'6")	26APARL+INF	£332.76

Arlington

Smooth – 6 Panel



A popular six panel smooth design with an enhanced profile to provide a truly traditional look. This style of door is available with a standard core construction, middleweight and heavyweight options, or for added safety in the home as an FD30*, FD60* plus our 35mm fire door.

To complement the standard moulded door there is also a bi-fold option.




Arlington Pair



Arlington Bi-Fold

Arlington Smooth – 6 Panel

Door	Size	Code	Price	Code	Price	Code	Price	Code	Price	Code	Price	Code	Price
	Imperial Metric	Standard Core 35mm (1½") Thick 40mm (1½") Thick		Middleweight Core 35mm (1½") Thick 40mm (1½") Thick		Heavyweight Core 35mm (1½") Thick 40mm (1½") Thick		 FD30* Fire Door 35mm (1½") Thick		FD30* Fire Door 44mm (1¾") Thick		FD60* Fire Door 54mm (2½") Thick	
Arlington	1981mm X 457mm (6'6" X 1'6")	16ARL	£57.21	16ARLSL	£70.26					16ARLF	£134.68	16ARLFD	£374.22
	1981mm X 533mm (6'6" X 1'9")	19ARL	£57.21	19ARLSL	£70.26					19ARLF	£134.68	19ARLFD	£374.22
	1981mm X 610mm (6'6" X 2'0")	20ARL	£57.21	20ARLSL	£70.26					20ARLF	£134.68	20ARLFD	£374.22
	1981mm X 686mm (6'6" X 2'3")	23ARL	£57.21	23ARLSL	£70.26	23ARLHW	£83.43	23ARL35F	£159.69	23ARLF	£134.68	23ARLFD	£374.22
	1981mm X 762mm (6'6" X 2'6")	26ARL	£57.21	26ARLSL	£70.26	26ARLHW	£83.43	26ARL35F	£159.69	26ARLF	£134.68	26ARLFD	£374.22
	1981mm X 838mm (6'6" X 2'9")	29ARL	£61.97	29ARLSL	£75.02	29ARLHW	£88.19	29ARL35F	£159.69	29ARLF	£147.79	29ARLFD	£387.33
	2032mm X 813mm (6'8" X 2'8")	28ARL	£70.32	28ARLSL	£83.37			28ARL35F	£159.69	28ARLF	£139.44	28ARLFD	£378.98
	1981mm X 864mm (6'6" X 2'10")	210ARL	£70.32	210ARLSL	£83.37					210ARLF	£147.79	210ARLFD	£387.33
	METRIC 2040 X 526 X 40mm	526ARL	£59.59	526ARLSL	£72.64	526ARLHW	£85.81			526ARLF	£137.06	526ARLFD	£376.60
	METRIC 2040 X 626 X 40mm	626ARL	£59.59	626ARLSL	£72.64	626ARLHW	£85.81			626ARLF	£137.06	626ARLFD	£376.60
	METRIC 2040 X 726 X 40mm	726ARL	£59.59	726ARLSL	£72.64	726ARLHW	£85.81			726ARLF	£137.06	726ARLFD	£376.60
	METRIC 2040 X 826 X 40mm	826ARL	£59.59	826ARLSL	£72.64	826ARLHW	£85.81			826ARLF	£137.06	826ARLFD	£376.60
	METRIC 2040 X 926 X 40mm	926ARL	£67.94	926ARLSL	£83.36	926ARLHW	£96.54			926ARLF	£146.60	926ARLFD	£386.14
Arlington Pair	1981mm X 1066mm (6'6" X 3'6")	36PRARL	£120.10										
	1981mm X 1168mm (6'6" X 3'10")	310PRARL	£120.10										
	1981mm X 1220mm (6'6" X 4'0")	40PRARL	£120.10										
	1981mm X 1372mm (6'6" X 4'6")	46PRARL	£120.10										
	1981mm X 1512mm (6'6" X 4'11½")	50PRARL	£120.10										
Arlington Bi-Fold	1981mm X 610mm (6'6" X 2'0")	20BIAR	£102.67										
	1981mm X 686mm (6'6" X 2'3")	23BIAR	£102.67										
	1981mm X 762mm (6'6" X 2'6")	26BIAR	£102.67										
	1981mm X 838mm (6'6" X 2'9")	29BIAR	£107.33										
	1981mm X 914mm (6'6" X 3'0")	30BIAR	£121.32										

*FD30/FD60 when fitted in appropriate frame with intumescent strips in jambs and head or top and long edges of door. In accordance with instructions. Pairs have rebated meeting stiles, overall width includes rebate. Pairs are right hand pull. Pairs available in all standard sizes.



Arlington

Glazed Options



Geometric Design (+GEP) Marginal Bar Design (+MB) Flock Design (+HG) Clear (+GCF)

Arlington Glazed Options

Door	Size	Code	Price
Smooth	Imperial 35mm (1½") Thick Metric 40mm (1½") Thick		
Geometric Design	1981mm X 762mm (6'6" X 2'6")	26APARL+GEP	£213.70
Marginal Bar Design	1981mm X 762mm (6'6" X 2'6")	26APARL+MB	£213.70
Flock Design	1981mm X 762mm (6'6" X 2'6")	26APARL+HG	£212.57
Clear	1981mm X 762mm (6'6" X 2'6")	26APARL+GCF	£189.89
Obscure	1981mm X 762mm (6'6" X 2'6")	26APARL+MO	£202.36
Stem Clear	1981mm X 762mm (6'6" X 2'6")	26APARL+GCS	£213.70
6 Light Traditional Bar Clear	1981mm X 610mm (6'6" X 2'0") 1981mm X 686mm (6'6" X 2'3") 1981mm X 762mm (6'6" X 2'6") 1981mm X 838mm (6'6" X 2'9") METRIC 2040 X 726 X 40mm METRIC 2040 X 826 X 40mm	20AP6ARL+GCF 23AP6ARL+GCF 26AP6ARL+GCF 29AP6ARL+GCF 726AP6ARL+GCF 826AP6ARL+GCF	£227.31 £227.31 £227.31 £232.07 £229.69 £229.69
6 Light Brilliant Cut Clear	1981mm X 610mm (6'6" X 2'0") 1981mm X 686mm (6'6" X 2'3") 1981mm X 762mm (6'6" X 2'6") 1981mm X 838mm (6'6" X 2'9") METRIC 2040 X 726 X 40mm METRIC 2040 X 826 X 40mm	20AP6ARL+BC 23AP6ARL+BC 26AP6ARL+BC 29AP6ARL+BC 726AP6ARL+BC 826AP6ARL+BC	£335.04 £335.04 £335.04 £339.80 £337.42 £337.42
6 Light Stimulated Etched	1981mm X 762mm (6'6" X 2'6")	26APARL+GB	£229.58
Infinity Pinnacle	1981mm X 762mm (6'6" X 2'6")	26APARL+PIN	£332.77
10 Light Traditional Bar Clear	1981mm X 610mm (6'6" X 2'0") 1981mm X 686mm (6'6" X 2'3") 1981mm X 762mm (6'6" X 2'6") 1981mm X 838mm (6'6" X 2'9")	20AP10ARL+GCF 23AP10ARL+GCF 26AP10ARL+GCF 29AP10ARL+GCF	£286.28 £286.28 £286.28 £291.04
10 Light Brilliant Cut Clear	1981mm X 610mm (6'6" X 2'0") 1981mm X 686mm (6'6" X 2'3") 1981mm X 762mm (6'6" X 2'6") 1981mm X 838mm (6'6" X 2'9") METRIC 2040 X 726 X 40mm METRIC 2040 X 826 X 40mm	20AP10ARL+BC 23AP10ARL+BC 26AP10ARL+BC 29AP10ARL+BC 726AP10ARL+BC 826AP10ARL+BC	£407.62 £407.62 £407.62 £412.38 £410.00 £410.00
	FD30* Fire Door 44mm (1¾") Thick		
6 Light Traditional Bar Fire Door Clear	1981mm X 762mm (6'6" X 2'6") 1981mm X 838mm (6'6" X 2'9") METRIC 2040 X 726 X 40mm METRIC 2040 X 826 X 40mm	26AP6ARLF+GCF 29AP6ARLF+GCF 726AP6ARLF+GCF 826AP6ARLF+GCF	£696.01 £700.77 £698.39 £698.39



Obscure (+MO) Stem Clear (+GCS) 6 Light Traditional Bar Clear (+HG) 6 Light Brilliant Cut Clear
(Available as a fire door)



6 Light Stimulated Etched Infinity Pinnacle 10 Light Traditional Bar Clear/Fire Door* 10 Light Brilliant Cut Clear

*FD30/FD60 when fitted in appropriate frame with intumescent strips in jambs and head or top and long edges of door. In accordance with instructions. Pairs have rebated meeting stiles, overall width includes rebate. Pairs are right hand pull. Pairs available in all standard sizes.

Atherton

Smooth – 4 Panel



A traditional smooth four panel design. This style of door is available with a standard core construction, middleweight and heavyweight options or for added safety in the home as an FD30*, FD60* plus our 35mm fire door.

To complement the standard moulded door there is also a bi-fold option.



Atherton Pair

Atherton Bi-Fold

Atherton Smooth – 4 Panel

Door	Size	Code	Price	Code	Price	Code	Price	Code	Price	Code	Price	Code	Price
	Imperial Metric	Standard Core 35mm (1½") Thick 40mm (1½") Thick		Middleweight Core 35mm (1½") Thick 40mm (1½") Thick		Heavyweight Core 35mm (1½") Thick 40mm (1½") Thick		FD30* Fire Door 35mm FIREGUARD [†] (1½") Thick		FD30* Fire Door 44mm (1¾") Thick		FD60* Fire Door 54mm (2½") Thick	
Atherton	1981mm X 457mm (6'6" X 1'6")	16ATH [†]	£57.21	16ATHSL [†]	£70.26					16ATHF [†]	£134.68	16ATHFD [†]	£374.22
	1981mm X 533mm (6'6" X 1'9")	19ATH [†]	£57.21	19ATHSL [†]	£70.26					19ATHF [†]	£134.68	19ATHFD [†]	£374.22
	1981mm X 610mm (6'6" X 2'0")	20ATH	£57.21	20ATHSL	£70.26					20ATHF	£134.68	20ATHFD	£374.22
	1981mm X 686mm (6'6" X 2'3")	23ATH	£57.21	23ATHSL	£70.26	23ATHHW	£83.43	23ATH35F	£159.69	23ATHF	£134.68	23ATHFD	£374.22
	1981mm X 762mm (6'6" X 2'6")	26ATH	£57.21	26ATHSL	£70.26	26ATHHW	£83.43	26ATH35F	£159.69	26ATHF	£134.68	26ATHFD	£374.22
	1981mm X 838mm (6'6" X 2'9")	29ATH	£70.32	29ATHSL	£83.37	29ATHHW	£88.19	29ATH35F	£159.69	29ATHF	£139.44	29ATHFD	£378.98
	2032mm X 813mm (6'8" X 2'8")	28ATH	£61.97	28ATHSL	£75.02			28ATH35F	£159.69	28ATHF	£147.79	28ATHFD	£387.33
	1981mm X 864mm (6'6" X 2'10")	210ATH	£70.32	210ATHSL	£83.37					210ATHF	£147.79	210ATHFD	£387.33
	Metric 2040 X 626 X 40mm	626ATH	£59.59	626ATHSL	£72.64	626ATHHW	£85.81			626ATHF	£137.06	626ATHFD	£376.60
	Metric 2040 X 726 X 40mm	726ATH	£59.59	726ATHSL	£72.64	726ATHHW	£85.81			726ATHF	£137.06	726ATHFD	£376.60
	Metric 2040 X 826 X 40mm	826ATH	£59.59	826ATHSL	£72.64	826ATHHW	£85.81			826ATHF	£137.06	826ATHFD	£376.60
	Metric 2040 X 926 X 40mm	926ATH	£67.94	926ATHSL	£83.36	926ATHHW	£96.54			926ATHF	£146.60	926ATHFD	£386.14
Atherton Pair	1981mm X 1066mm (6'6" X 3'6")	36PRATH	£120.10										
	1981mm X 1168mm (6'6" X 3'10")	310PRATH	£120.10										
	1981mm X 1220mm (6'6" X 4'0")	40PRATH	£120.10										
	1981mm X 1372mm (6'6" X 4'6")	46PRATH	£120.10										
	1981mm X 1512mm (6'6" X 4'11½")	50PRATH	£120.10										
Atherton Bi-Fold	1981mm X 610mm (6'6" X 2'0")	20BIAT	£102.67										
	1981mm X 686mm (6'6" X 2'3")	23BIAT	£102.67										
	1981mm X 762mm (6'6" X 2'6")	26BIAT	£102.67										
	1981mm X 838mm (6'6" X 2'9")	29BIAT	£107.33										
	1981mm X 914mm (6'6" X 3'0")	30BIAT	£121.32										

*FD30/FD60 when fitted in appropriate frame with intumescent strips in jambs and head or top and long edges of door. In accordance with instructions. [†]457mm (1'6") and 533mm (1'9") wide doors are 2 panel only. Pairs have rebated meeting styles, overall width includes rebate. Pairs are right hand pull. Pairs available in all standard sizes. For undercoated spec add £6.00 to the price and prefix code W. For pre-finished spec add £23.98 to the price and suffix code +P. See page 89 for more detail.



Atherton

Glazed Options



Geometric Design (+GEP)



Marginal Bar Design (+MB)



Flock Design (+HG)



Clear (+GCF)



Obscure (+MO)



Stem Clear (+GCS)



10 Light Chrome

Atherton Glazed Options

Door	Size	Code	Price
Smooth	Imperial 35mm (1 3/8") Thick		
Geometric Design	1981mm X 762mm (6'6" X 2'6")	26APATH+GEP	£213.70
Marginal Bar Design	1981mm X 762mm (6'6" X 2'6")	26APATH+MB	£213.70
Flock Design	1981mm X 762mm (6'6" X 2'6")	26APATH+HG	£212.57
Clear	1981mm X 762mm (6'6" X 2'6")	26APATH+GCF	£189.89
Obscure	1981mm X 762mm (6'6" X 2'6")	26APATH+MO	£202.36
Stem Clear	1981mm X 762mm (6'6" X 2'6")	26APATH+GCS	£213.70
10 Light Chrome	1981 X 610mm (6'6" X 2'0") 1981 X 686mm (6'6" X 2'3") 1981 X 762mm (6'6" X 2'6") 1981 X 838mm (6'6" X 2'9")	20AP10ATH+CBG 23AP10ATH+CBG 26AP10ATH+CBG 29AP10ATH+CBG	£335.04 £335.04 £335.04 £339.80

Cambridge

Smooth – 2 Panel



A modern two panel shaker design. This style of door is available in standard, middleweight and heavyweight options or for added safety in the home as an FD30*, FD60* plus our 35mm FD30 fire door.


The Cambridge is not available in the bi-fold option.



Cambridge Pair

Cambridge 6 Light Brilliant Cut

Cambridge Smooth – 2 Panel

Door	Size	Code	Price	Code	Price	Code	Price	Code	Price	Code	Price	Code	Price
	Imperial Metric	Standard Core 35mm (1½") Thick 40mm (1½") Thick		Middleweight Core 35mm (1½") Thick 40mm (1½") Thick		Heavyweight Core 35mm (1½") Thick 40mm (1½") Thick		 FD30* Fire Door 35mm (1½") Thick		FD30* Fire Door 44mm (1¾") Thick		FD60* Fire Door 54mm (2½") Thick	
Cambridge	1981mm X 457mm (6'6" X 1'6")	16CAMB	£57.21	16CAMBSL	£70.26					16CAMBF	£134.68	19CAMBFD	£374.22
	1981mm X 533mm (6'6" X 1'9")	19CAMB	£57.21	19CAMBSL	£70.26					19CAMBF	£134.68	20CAMBFD	£374.22
	1981mm X 610mm (6'6" X 2'0")	20CAMB	£57.21	20CAMBSL	£70.26					20CAMBF	£134.68	20CAMBFD	£374.22
	1981mm X 686mm (6'6" X 2'3")	23CAMB	£57.21	23CAMBSL	£70.26	23CAMBHW	£83.43	23CAMB35F	£159.69	23CAMBF	£134.68	23CAMBFD	£374.22
	1981mm X 762mm (6'6" X 2'6")	26CAMB	£57.21	26CAMBSL	£70.26	26CAMBHW	£83.43	26CAMB35F	£159.69	26CAMBF	£134.68	26CAMBFD	£374.22
	1981mm X 838mm (6'6" X 2'9")	29CAMB	£61.97	29CAMBSL	£75.02	29CAMBHW	£88.19	29CAMB35F	£159.69	29CAMBF	£139.44	29CAMBFD	£378.98
	2032mm X 813mm (6'8" X 2'8")	28CAMB	£70.32	28CAMBSL	£83.37			28CAMB35F	£159.69	28CAMBF	£147.79	28CAMBFD	£387.33
	1981mm X 864mm (6'6" X 2'10")	210CAMB	£70.32	210CAMBSL	£83.37					210CAMBF	£147.79	210CAMBFD	£387.33
	Metric 2040 X 526 X 40mm	526CAMB	£59.59	526CAMBSL	£72.64	526CAMBHW	£85.81			526CAMBF	£137.06	526CAMBFD	£376.60
	Metric 2040 X 626 X 40mm	626CAMB	£59.59	626CAMBSL	£72.64	626CAMBHW	£85.81			626CAMBF	£137.06	626CAMBFD	£376.60
	Metric 2040 X 726 X 40mm	726CAMB	£59.59	726CAMBSL	£72.64	726CAMBHW	£85.81			726CAMBF	£137.06	726CAMBFD	£376.60
	Metric 2040 X 826 X 40mm	826CAMB	£59.59	826CAMBSL	£72.64	826CAMBHW	£85.81			826CAMBF	£137.06	826CAMBFD	£376.60
	Metric 2040 X 926 X 40mm	926CAMB	£67.94	926CAMBSL	£83.36	926CAMBHW	£96.54			926CAMBF	£146.60	926CAMBFD	£386.14
Cambridge Pair	1981mm X 1066mm (6'6" X 3'6")	36PRCAMB	£120.10										
	1981mm X 1168mm (6'6" X 3'10")	310PRCAMB	£120.10										
	1981mm X 1220mm (6'6" X 4'0")	40PRCAMB	£120.10										
	1981mm X 1372mm (6'6" X 4'6")	46PRCAMB	£120.10										
	1981mm X 1512mm (6'6" X 4'11½")	50PRCAMB	£120.10										
Cambridge 6 Light Brilliant Cut	1981mm X 762mm (6'6" X 2'6")	26APCAMB+BC	£335.04										

*FD30/FD60 when fitted in appropriate frame with intumescent strips in jambs and head or top and long edges of door. In accordance with instructions. Pairs have rebated meeting stiles, overall width includes rebate. Pairs are right hand pull. Pairs available in all standard sizes.



Bostonian

Woodgrain – 6 Panel




A popular six panel woodgrain design providing a traditional style that suits most situations. This style of door is available with a standard core construction, middleweight and heavyweight options or for added safety in the home as an FD30*, FD60* plus our 35mm fire door. To complement the standard moulded door there is also a bi-fold option.



Bostonian Pair

Bostonian Bi-Fold

Bostonian Woodgrain – 6 Panel

Door	Size	Code	Price	Code	Price	Code	Price	Code	Price	Code	Price	Code	Price
	Imperial Metric	Standard Core 35mm (1½") Thick 40mm (1½") Thick		Middleweight Core 35mm (1½") Thick 40mm (1½") Thick		Heavyweight Core 35mm (1½") Thick 40mm (1½") Thick		 FD30* Fire Door 35mm (1½") Thick		FD30* Fire Door 44mm (1¾") Thick		FD60* Fire Door 54mm (2½") Thick	
Bostonian	1981mm X 457mm (6'6" X 1'6")	16BTN [†]	£52.44	16BTNSL [†]	£65.49					16BTN [†]	£129.91	16BTNFD [†]	£369.45
	1981mm X 533mm (6'6" X 1'9")	19BTN	£52.44	19BTNSL	£65.49					19BTN	£129.91	19BTNFD	£369.45
	1981mm X 610mm (6'6" X 2'0")	20BTN	£52.44	20BTNSL	£65.49					20BTN	£129.91	20BTNFD	£369.45
	1981mm X 686mm (6'6" X 2'3")	23BTN	£52.44	23BTNSL	£65.49	23BTNHW	£78.66	23BTN35F	£159.69	23BTN	£129.91	23BTNFD	£369.45
	1981mm X 762mm (6'6" X 2'6")	26BTN	£52.44	26BTNSL	£65.49	26BTNHW	£78.66	26BTN35F	£159.69	26BTN	£129.91	26BTNFD	£369.45
	1981mm X 838mm (6'6" X 2'9")	29BTN	£57.20	29BTNSL	£70.25	29BTNHW	£83.42	29BTN35F	£159.69	29BTN	£134.67	29BTNFD	£374.21
	2032mm X 813mm (6'8" X 2'8")	28BTN	£65.55	28BTNSL	£78.60			28BTN35F	£159.69	28BTN	£143.02	28BTNFD	£382.56
	1981mm X 864mm (6'6" X 2'10")	210BTN	£65.55	210BTNSL	£78.60					210BTN	£143.02	210BTNFD	£382.56
	Metric 2040 X 526 X 40mm	526BTN	£54.82	526BTNSL	£67.87	526BTNHW	£81.04			526BTN	£132.29	526BTNFD	£371.83
	Metric 2040 X 626 X 40mm	626BTN	£54.82	626BTNSL	£67.87	626BTNHW	£81.04			626BTN	£132.29	626BTNFD	£371.83
	Metric 2040 X 726 X 40mm	726BTN	£54.82	726BTNSL	£67.87	726BTNHW	£81.04			726BTN	£132.29	726BTNFD	£371.83
	Metric 2040 X 826 X 40mm	826BTN	£54.82	826BTNSL	£67.87	826BTNHW	£81.04			826BTN	£132.29	826BTNFD	£371.83
	Metric 2040 X 926 X 40mm	926BTN	£63.17	926BTNSL	£78.59	926BTNHW	£91.77			926BTN	£141.83	926BTNFD	£381.37
Bostonian Pair	1981mm X 1066mm (6'6" X 3'6")	36PRBTN	£110.56										
	1981mm X 1168mm (6'6" X 3'10")	310PRBTN	£110.56										
	1981mm X 1220mm (6'6" X 4'0")	40PRBTN	£110.56										
	1981mm X 1372mm (6'6" X 4'6")	46PRBTN	£110.56										
	1981mm X 1512mm (6'6" X 4'11½")	50PRBTN	£110.56										
Bostonian Bi-Fold	1981mm X 610mm (6'6" X 2'0")	20BIBT	£97.90										
	1981mm X 686mm (6'6" X 2'3")	23BIBT	£97.90										
	1981mm X 762mm (6'6" X 2'6")	26BIBT	£97.90										
	1981mm X 838mm (6'6" X 2'9")	29BIBT	£102.56										
	1981mm X 914mm (6'6" X 3'0")	30BIBT	£116.55										

*FD30/FD60 when fitted in appropriate frame with intumescent strips in jambs and head or top and long edges of door. In accordance with instructions. †457mm (1'6") wide doors are 3 panel only. Pairs have rebated meeting styles, overall width includes rebate. Pairs are right hand pull. Pairs available in all standard sizes. For undercoated spec add £6.00 to the price and prefix code W. For pre-finished spec add £23.98 to the price and suffix code +P.




Oakfield

Woodgrain – 4 Panel




A traditional woodgrain four panel design. This style of door is available with a standard core construction, middleweight and heavyweight options or for added safety in the home as an FD30*, FD60* plus our 35mm fire door. To complement the standard moulded door there is also a bi-fold option.



Oakfield Pair

Oakfield Bi-Fold

Oakfield Woodgrain – 4 Panel

Door	Size	Code	Price	Code	Price	Code	Price	Code	Price	Code	Price	Code	Price
	Imperial Metric	Standard Core 35mm (1 3/8") Thick 40mm (1 1/2") Thick		Middleweight Core 35mm (1 3/8") Thick 40mm (1 1/2") Thick		Heavyweight Core 35mm (1 3/8") Thick 40mm (1 3/8") Thick		 FD30* Fire Door 35mm (1 3/8") Thick		FD30* Fire Door 44mm (1 3/4") Thick		FD60* Fire Door 54mm (2 1/8") Thick	
Oakfield	1981mm X 457mm (6'6" X 1'6")	16OFD [†]	£52.44	16OFDSL [†]	£65.49					16OFDF [†]	£129.91	16OFDFD [†]	£369.45
	1981mm X 533mm (6'6" X 1'9")	19OFD	£52.44	19OFDSL	£65.49					19OFDF	£129.91	19OFDFD	£369.45
	1981mm X 610mm (6'6" X 2'0")	20OFD	£52.44	20OFDSL	£65.49					20OFDF	£129.91	20OFDFD	£369.45
	1981mm X 686mm (6'6" X 2'3")	23OFD	£52.44	23OFDSL	£65.49	23OFDHW	£78.66	23OFD35F	£159.69	23OFDF	£129.91	23OFDFD	£369.45
	1981mm X 762mm (6'6" X 2'6")	26OFD	£52.44	26OFDSL	£65.49	26OFDHW	£78.66	26OFD35F	£159.69	26OFDF	£129.91	26OFDFD	£369.45
	1981mm X 838mm (6'6" X 2'9")	29OFD	£57.20	29OFDSL	£70.25	29OFDHW	£83.42	29OFD35F	£159.69	29OFDF	£134.67	29OFDFD	£374.21
	2032mm X 813mm (6'8" X 2'8")	28OFD	£65.55	28OFDSL	£78.60			28OFD35F	£159.69	28OFDF	£143.02	28OFDFD	£382.56
	1981mm X 864mm (6'6" X 2'10")	210OFD	£65.55	210OFDSL	£78.60					210OFDF	£143.02	210OFDFD	£382.56
	Metric 2040 X 526 X 40mm	526OFD	£54.82	526OFDSL	£67.87	526OFDHW	£81.04			526OFDF	£132.29	526OFDFD	£371.83
	Metric 2040 X 626 X 40mm	626OFD	£54.82	626OFDSL	£67.87	626OFDHW	£81.04			626OFDF	£132.29	626OFDFD	£371.83
	Metric 2040 X 726 X 40mm	726OFD	£54.82	726OFDSL	£67.87	726OFDHW	£81.04			726OFDF	£132.29	726OFDFD	£371.83
	Metric 2040 X 826 X 40mm	826OFD	£54.82	826OFDSL	£67.87	826OFDHW	£81.04			826OFDF	£132.29	826OFDFD	£371.83
	Metric 2040 X 926 X 40mm	926OFD	£63.17	926OFDSL	£78.59	926OFDHW	£91.77			926OFDF	£141.83	926OFDFD	£381.37
Oakfield Pair	1981mm X 1066mm (6'6" X 3'6")	36PROFD	£110.56										
	1981mm X 1168mm (6'6" X 3'10")	310PROFD	£110.56										
	1981mm X 1220mm (6'6" X 4'0")	40PROFD	£110.56										
	1981mm X 1372mm (6'6" X 4'6")	46PROFD	£110.56										
	1981mm X 1512mm (6'6" X 4'11 1/2")	50PROFD	£110.56										
Oakfield Bi-Fold	1981mm X 610mm (6'6" X 2'0")	20BIOF	£97.90										
	1981mm X 686mm (6'6" X 2'3")	23BIOF	£97.90										
	1981mm X 762mm (6'6" X 2'6")	26BIOF	£97.90										
	1981mm X 838mm (6'6" X 2'9")	29BIOF	£102.56										
	1981mm X 914mm (6'6" X 3'0")	30BIOF	£116.55										

*FD30/FD60 when fitted in appropriate frame with intumescent strips in jambs and head or top and long edges of door. In accordance with instructions. [†]457mm (1'6") wide doors are 2 panel only. Pairs have rebated meeting stiles, overall width includes rebate. Pairs are right hand pull. Pairs available in all standard sizes. For undercoated spec add £6.00 to the price and prefix code W. For pre-finished spec add £23.98 to the price and suffix code +P. See page 89 for more detail.



Bostonian & Oakfield

Glazed Options



Geometric Design (+GEP)



Marginal Bar Design (+MB)



Flock Design (+HG)



Clear (+GCF)



Obscure (+MO)



Stem Clear (+GCS)



Stem Obscure (+CO) Bi-Fold

Bostonian & Oakfield Glazed Options

Door	Size	Code	Price
Woodgrain	Imperial 35mm (1 3/8") Thick		
Geometric Design	1981mm X 762mm (6'6" X 2'6")	26APOFD+GEP	£208.93
Marginal Bar Design	1981mm X 762mm (6'6" X 2'6")	26APOFD+MB	£208.93
Flock Design	1981mm X 762mm (6'6" X 2'6")	26APOFD+HG	£207.80
Clear	1981mm X 762mm (6'6" X 2'6")	26APOFD+GCF	£185.12
Obscure	1981mm X 762mm (6'6" X 2'6")	26APOFD+MO	£197.59
Stem Clear	1981mm X 762mm (6'6" X 2'6")	26APOFD+GCS	£208.93

Bostonian & Oakfield Glazed Bi-fold

Door	Size	Code	Price
Woodgrain	Imperial 35mm (1 3/8") Thick		
Stem Obscure	1981mm X 762mm (6'6" X 2'6")	26APBIOF+CO	£197.69



Bostonian & Oakfield

Glazed Options



6 Light
Traditional Bar Clear
(Available as fire door)



6 Light
Brilliant Cut Clear



6 Light
Simulated Etched



10 Light
Traditional Bar Clear/
Fire Door*



10 Light
Brilliant Cut Clear



15 Light Clear



10 Light
Chrome

Bostonian & Oakfield Glazed Options

Door	Size	Code	Price
	Imperial 35mm (1 3/8") Thick Metric 40mm (1 5/8") Thick		
6 Light Traditional Bar Clear	1981mm X 610mm (6'6" X 2'0")	20AP6OFD+GCF	£222.54
	1981mm X 686mm (6'6" X 2'3")	23AP6OFD+GCF	£222.54
	1981mm X 762mm (6'6" X 2'6")	26AP6OFD+GCF	£222.54
	1981mm X 838mm (6'6" X 2'9")	29AP6OFD+GCF	£227.30
	METRIC 2040 X 726 X 40mm	726AP6OFD+GCF	£224.92
	METRIC 2040 X 826 X 40mm	826AP6OFD+GCF	£224.92
6 Light Brilliant Cut Clear	1981mm X 610mm (6'6" X 2'0")	20AP6OFD+BC	£330.27
	1981mm X 686mm (6'6" X 2'3")	23AP6OFD+BC	£330.27
	1981mm X 762mm (6'6" X 2'6")	26AP6OFD+BC	£330.27
	1981mm X 838mm (6'6" X 2'9")	29AP6OFD+BC	£335.03
	METRIC 2040 X 726 X 40mm	726AP6OFD+BC	£332.65
	METRIC 2040 X 826 X 40mm	826AP6OFD+BC	£332.65
6 Light Stimulated Etched	1981mm X 762mm (6'6" X 2'6")	26APBTN+GB	£224.81
10 Light Traditional Bar Clear	1981mm X 610mm (6'6" X 2'0")	20AP10OFD+GCF	£281.51
	1981mm X 686mm (6'6" X 2'3")	23AP10OFD+GCF	£281.51
	1981mm X 762mm (6'6" X 2'6")	26AP10OFD+GCF	£281.51
	1981mm X 838mm (6'6" X 2'9")	29AP10OFD+GCF	£286.27
10 Light Brilliant Cut Clear	1981mm X 610mm (6'6" X 2'0")	20AP10OFD+BC	£402.85
	1981mm X 686mm (6'6" X 2'3")	23AP10OFD+BC	£402.85
	1981mm X 762mm (6'6" X 2'6")	26AP10OFD+BC	£402.85
	1981mm X 838mm (6'6" X 2'9")	29AP10OFD+BC	£407.61
	METRIC 2040 X 726 X 40mm	726AP10OFD+BC	£405.23
	METRIC 2040 X 826 X 40mm	826AP10OFD+BC	£405.23
15 Light Clear	1981mm X 762mm (6'6" X 2'6")	26AP15OFD+GCF	£281.51
10 Light Chrome	1981 X 610mm (6'6" X 2'0")	20AP10BTN+CBG	£330.27
	1981 X 686mm (6'6" X 2'3")	23AP10BTN+CBG	£330.27
	1981 X 762mm (6'6" X 2'6")	26AP10BTN+CBG	£330.27
	1981 X 838mm (6'6" X 2'9")	29AP10BTN+CBG	£335.03
	FD30* Fire Door 44mm (1 3/4") Thick		
6 Light Traditional Bar Fire Door Clear	1981mm X 762mm (6'6" X 2'6")	26AP6OFDF+GCF	£691.24
	1981mm X 838mm (6'6" X 2'9")	29AP6OFDF+GCF	£696.00
	METRIC 2040 X 726 X 40mm	726AP6OFDF+GCF	£693.62
	METRIC 2040 X 826 X 40mm	826AP6OFDF+GCF	£693.62

*FD30/FD60 when fitted in appropriate frame with intumescent strips in jambs and head or top and long edges of door. In accordance with instructions.





Camden

Woodgrain – 2 Panel




A two panel door with woodgrain effect. The arched top style offers a traditional look for the home. This style of door is available with a standard core construction, middleweight, heavyweight option or for added safety in the home as an FD30*, FD60* plus our 35mm fire door. To complement the standard moulded door there is also a bi-fold option and a wide choice of glazed doors.



Camden Pair

Camden Bi-Fold

Camden Woodgrain – 2 Panel

Door	Size	Code	Price	Code	Price	Code	Price	Code	Price	Code	Price	Code	Price
	Imperial Metric	Standard Core 35mm (1½") Thick 40mm (1½") Thick		Middleweight Core 35mm (1½") Thick 40mm (1½") Thick		Heavyweight Core 35mm (1½") Thick 40mm (1½") Thick		 FD30* Fire Door 35mm (1½") Thick		FD30* Fire Door 44mm (1¾") Thick		FD60* Fire Door 54mm (2¼") Thick	
Camden	1981mm X 457mm (6'6" X 1'6")	16CMN	£52.44	16CMNSL	£65.49					16CMNF	£129.91	16CMNFD	£369.45
	1981mm X 533mm (6'6" X 1'9")	19CMN	£52.44	19CMNSL	£65.49					19CMNF	£129.91	19CMNFD	£369.45
	1981mm X 610mm (6'6" X 2'0")	20CMN	£52.44	20CMNSL	£65.49					20CMNF	£129.91	20CMNFD	£369.45
	1981mm X 686mm (6'6" X 2'3")	23CMN	£52.44	23CMNSL	£65.49	23CMNHW	£78.66	23CMN35F	£159.69	23CMNF	£129.91	23CMNFD	£369.45
	1981mm X 762mm (6'6" X 2'6")	26CMN	£52.44	26CMNSL	£65.49	26CMNHW	£78.66	26CMN35F	£159.69	26CMNF	£129.91	26CMNFD	£369.45
	1981mm X 838mm (6'6" X 2'9")	29CMN	£57.20	29CMNSL	£70.25	29CMNHW	£83.42	29CMN35F	£159.69	29CMNF	£134.67	29CMNFD	£374.21
	2032mm X 813mm (6'8" X 2'8")	28CMN	£65.55	28CMNSL	£78.60			28CMN35F	£159.69	28CMNF	£143.02	28CMNFD	£382.56
	1981mm X 864mm (6'6" X 2'10")	210CMN	£65.55	210CMNSL	£78.60					210CMNF	£143.02	210CMNFD	£382.56
	METRIC 2040 X 526 X 40mm	526CMN	£54.82	526CMNSL	£67.87	526CMNHW	£81.04			526CMNF	£132.29	526CMNFD	£371.83
	METRIC 2040 X 626 X 40mm	626CMN	£54.82	626CMNSL	£67.87	626CMNHW	£81.04			626CMNF	£132.29	626CMNFD	£371.83
	METRIC 2040 X 726 X 40mm	726CMN	£54.82	726CMNSL	£67.87	726CMNHW	£81.04			726CMNF	£132.29	726CMNFD	£371.83
	METRIC 2040 X 826 X 40mm	826CMN	£54.82	826CMNSL	£67.87	826CMNHW	£81.04			826CMNF	£132.29	826CMNFD	£371.83
	METRIC 2040 X 926 X 40mm	926CMN	£63.17	926CMNSL	£78.59	926CMNHW	£91.77			926CMNF	£141.83	926CMNFD	£381.37
Camden Pair	1981mm X 1066mm (6'6" X 3'6")	36PRCMN	£110.56										
	1981mm X 1168mm (6'6" X 3'10")	310PRCMN	£110.56										
	1981mm X 1220mm (6'6" X 4'0")	40PRCMN	£110.56										
	1981mm X 1372mm (6'6" X 4'6")	46PRCMN	£110.56										
	1981mm X 1512mm (6'6" X 4'11½")	50PRCMN	£110.56										
Camden Bi-Fold	1981mm X 610mm (6'6" X 2'0")	20BICM	£97.90										
	1981mm X 762mm (6'6" X 2'6")	26BICM	£97.90										
	1981mm X 914mm (6'6" X 3'0")	30BICM	£116.55										

*FD30/FD60 when fitted in appropriate frame with intumescent strips in jambs and head or top and long edges of door. In accordance with instructions. †457mm (1'6") wide doors are 2 panel only. Pairs have rebated meeting stiles, overall width includes rebate. Pairs are right hand pull. Pairs available in all standard sizes. For undercoated spec add £6.00 to the price and prefix code W. For pre-finished spec add £23.98 to the price and suffix code +P. See page 89 for more detail.



Camden

Glazed Options



Allowing more light into the home, this range of arched top glazed doors offer the perfect match to our Camden range of moulded panel doors. Choose from attractive traditional frets or simulated etched bars for a more modern look.

A fire door option is also available in the six light door to complete the range.

Glazed with 4mm clear toughened units.



6 Light
Traditional Bar
Clear Glass
(available as
a fire door)



6 Light
Simulated
Etched
Clear Glass



10 Light
Traditional Bar
Clear Glass

Camden Glazed Options

Door	Size	Code	Price
Woodgrain	Imperial 35mm (1 3/8") Thick Metric 40mm (1 1/2") Thick		
6 Light Traditional Bar Clear Glass	1981mm X 610mm (6'6" X 2'0")	20AP6CMN+GCF	£222.54
	1981mm X 686mm (6'6" X 2'3")	23AP6CMN+GCF	£222.54
	1981mm X 762mm (6'6" X 2'6")	26AP6CMN+GCF	£222.54
	1981mm X 838mm (6'6" X 2'9")	29AP6CMN+GCF	£227.30
	Metric 2040 X 726 X 40mm	726AP6CMN+GCF	£224.92
	Metric 2040 X 826 X 40mm	826AP6CMN+GCF	£224.92
6 Light Fire Door* Clear Glass	1981mm X 762mm (6'6" X 2'6")	26AP6CMNF+GCF	£691.24
	1981mm X 838mm (6'6" X 2'9")	29AP6CMNF+GCF	£696.00
	Metric 2040 X 726 X 40mm	726AP6CMNF+GCF	£693.62
	Metric 2040 X 826 X 40mm	826AP6CMNF+GCF	£693.62
6 Light Simulated Etched Clear Glass	1981mm X 686mm (6'6" X 2'3")	23APCMN+GE	£233.88
	1981mm X 762mm (6'6" X 2'6")	26APCMN+GE	£233.88
10 Light Traditional Bar Clear Glass	1981mm X 762mm (6'6" X 2'6")	26AP10CMN+GCF	£276.97
	1981mm X 838mm (6'6" X 2'9")	29AP10CMN+GCF	£281.73

*FD30/FD60 when fitted in appropriate frame with intumescent strips in jambs and head or top and long edges of door. In accordance with instructions.



Royal Oak

Woodgrain Fully Finished – 6 Panel



The grained panel design of Royal Oak gives a high quality traditional appearance. We supply this door with fully finished faces – all edges need finishing on-site.

Available in standard core, middleweight, heavyweight and FD30* and FD60*.

The Royal Oak is not available in a bi-fold.



Royal Oak

Royal Oak Woodgrain Fully Finished – 6 Panel

Size	Code	Price	Code	Price	Code	Price	Code	Price	Code	Price
	Standard core Imperial 35mm (1 3/8") Thick		Middleweight Imperial 35mm (1 3/8") Thick		Heavyweight Imperial 35mm (1 3/8") Thick		FD30* Fire Door 44mm (1 3/4") Thick		FD60* Fire Door 54mm (2 1/8") Thick	
1981 X 610mm (6'6" X 2'0")	20RYO	£86.31	20RYOSL	£98.81	23RYOHW	£111.32	20RYOF	£160.20	20RYOFD	£388.69
1981 X 686mm (6'6" X 2'3")	23RYO	£86.31	23RYOSL	£98.81	26RYOHW	£111.32	23RYOF	£160.20	23RYOFD	£388.69
1981 X 762mm (6'6" X 2'6")	26RYO	£86.31	26RYOSL	£98.81	29RYOHW	£115.86	26RYOF	£160.20	26RYOFD	£388.69
1981 X 838mm (6'6" X 2'9")	29RYO	£90.85	29RYOSL	£103.35			29RYOF	£164.74	29RYOFD	£393.23

*FD30/FD60 when fitted in appropriate frame with intumescent strips in jambs and head or top and long edges of door. In accordance with instructions.

Royal Oak

Glazed Options



Using one piece of glass with a crisp clean cut, provides the six and ten light effect with outstanding results.

These doors allow extra light into the home whilst the bevel effect captures the light and gives a superb appearance.



Royal Oak 6
Light Brilliant
Cut Clear



Royal Oak 10
Light Brilliant
Cut Clear

Royal Oak Glazed Options

Door	Size	Code	Price
	Standard Core Imperial 35mm (1 3/8") Thick	Woodgrain Door	
6 Light Brilliant Cut Clear Glass	1981 X 610mm (6'6" X 2'0")	20AP6RYO+BC	£355.50
	1981 X 686mm (6'6" X 2'3")	23AP6RYO+BC	£355.50
	1981 X 762mm (6'6" X 2'6")	26AP6RYO+BC	£355.50
	1981 X 838mm (6'6" X 2'9")	29AP6RYO+BC	£360.04
10 Light Brilliant Cut Clear Glass	1981 X 610mm (6'6" X 2'0")	20AP10RYO+BC	£428.08
	1981 X 686mm (6'6" X 2'3")	23AP10RYO+BC	£428.08
	1981 X 762mm (6'6" X 2'6")	26AP10RYO+BC	£428.08
	1981 X 838mm (6'6" X 2'9")	29AP10RYO+BC	£432.62

Pairs available in all standard sizes.

FireGuard® 35mm Fire Door

The Slim Line Door with the Fire Resistant Core

Safety that's simplified

Internal fire doors must be many things. Functional, durable, stylish, and of course, safe. Now they can also be easily installed.

New FireGuard® internal doors from JELD-WEN have 30-minute fire ratings to meet the latest government regulations, and each one is only 35mm thick. That means they can be used with existing frames and linings*, making them the most convenient – and cost effective internal fire doors in the marketplace today. No need to rip out existing frames, minimal re-decoration required.

*See detailed product instructions.

Slim, chic and widely approved

We offer FireGuard® 35mm internal doors in many designs and styles – for nearly any application, so you can take a selection that's best suited to your project. The range includes various moulded doors that will make any room more eye-catching, as well as our slim and versatile real wood veneered, foil veneered, hardboard and paint grade doors. These doors are also appropriate for a range of projects, including single and multi occupancy housing. They can also be successfully used in light commercial buildings.

Requirements

You can rest assured knowing that our FireGuard® doors are built to meet increased regulatory requirements, which require that more fire doors be installed in homes and buildings. These requirements were developed as part of the Communities and Local Government's goals to significantly reduce accidental fire-related deaths.

To learn more about these goals and regulations, visit www.communities.gov.uk

And being compatible with existing doorframes makes upgrading the fire safety in any house much more practical and inexpensive; real safety and peace of mind.

Advantages

- No need to replace the door linings
- Available in most popular styles
- Cuts down installation time

Groove and Fit Option

We can offer grooving and fitting intumescent strip as a factory option. Please add £26.00 to the price of the door.

Trim Easy Option

We now offer the FireGuard® with wider stiles and rails for the option to trim on site, please see our FireGuard® leaflet available to download www.jeld-wen.co.uk

Specification

Doors are pre-machined with a 15 x 4mm groove to the top of the door to take one intumescent strip (not supplied). Doors require grooving for intumescent strip to the long edges after the door have been re-sized to fit your opening. Loose pack intumescent sheets are supplied for use around the lock and latch area.

FireGuard® is available where you see this logo.



Compatible Hinges

100mm X 64mm (3 per door required)

	Code	Price (ea)
	White HINGEW	£7.33
	Gold HINGEG	£7.33
	Nickel HINGEN	£7.33

Intermediate layers

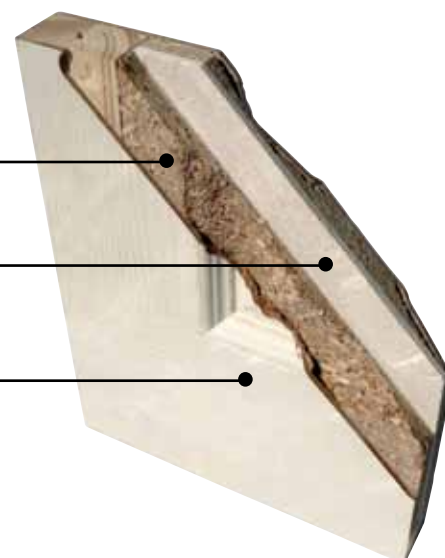
Low-density carrier delivers robust performance and is relatively lightweight.

Centre

A high-density inert core provides exceptional fire resistance, even in thin sections.

Skin

Attractive moulded door skin.




RESISTS FIRE FOR 30 MINUTES.

DIFFICULT TO RESIST
FOR SPEED AND EASE
OF INSTALLATION.

The quickest, easiest,
most cost efficient
way to replace
standard doors
with fire doors.

- No need to replace current doorframes, minimising re-decoration*
- FD30 certified – 30 minutes fire resistant
- Suitable for single and multi-occupancy housing
- Range of stylish, popular styles

*Please see detailed product specification available on our website for download



For more information call 0845 122 2891,
email fireguard@jeld-wen.co.uk or visit
www.jeld-wen.co.uk

Moulded Internal Doors

Specification Details



Construction

Our moulded doors are available in three cores; standard, middleweight and heavyweight.



Standard

A standard core is ideal for normal domestic situations.

It weighs approximately 11kg and has one lock block to one side of the door for ironmongery fixing.

Standard core is available on all moulded door designs.



Middleweight

A semi-solid core gives a sturdier feel than the standard core option. It weighs approximately 15kg, which is around 4kg heavier.

It's also strengthened, which provides a far greater fixing area for ironmongery.

Rockport, Bostonian, Arlington, Cambridge, Camden, Oakfield, Atherton, Newark, Linea and Cube styles are available in the middleweight specification.



Heavyweight

A solid particleboard core construction increases the weight to approximately 28kg.

This gives you a door with a substantial quality feel, and reduces sound transmission from one room to another. The heavyweight core also means you can fix ironmongery anywhere across the full door surface.

Bostonian, Arlington, Atherton, Cambridge, Camden, Oakfield, Newark, Linea and Cube styles are available in the heavyweight specification.

Finish

Smooth – Smooth skin doors can be decorated using normal painting methods, they are base coat primed as standard.

They are not suitable for staining.

Woodgrain – Woograin skin doors can be decorated using normal painting or staining methods. These doors are also available factory pre-painted.

Glazing

All our moulded doors are available in a wide range of glazing styles. Glazing styles range from standard clear to decorative etched feature glazing to suit any home.

Moulded glazed doors are manufactured with a pre-finished foil wrapped glazing system, therefore the face of the door will only require one coat of undercoat and a top coat of paint to achieve the same finish.

Glass used in our moulded glazed doors comply to BS6206 or EN12150.

Door Thickness

Standard core, Middleweight and Heavyweight imperial	35mm
Standard core, Middleweight and Heavyweight metric	40mm
FireGuard® FD30	35mm
FD30 fire door	44mm
FD60 fire door	54mm
Bi-fold	35mm

Door Weights*

Standard Core	12kg
Middleweight	15kg
Heavyweight	28kg
FireGuard® FD30	32kg
FD30 fire door	33kg
FD60 fire door	45kg

*All weights are approximate

Finishing

JELD-WEN now offers an improved factory finishing option on Bostonian, Oakfield, Camden and Newark moulded doors. With this specification further decoration after hanging the door is required to the edges only.

To order a white painted factory finished door, add '+P' to the door code and £23.98 to the price of the door.

We can also supply touch-up paints if you need them after hanging or trimming.

Tin	Size	Code	Price
1	Litre	TINWHL	£9.18

Note

Housebuilder Specification – With this option, doors have an extra undercoat to protect them from extreme building site conditions. Once fitted, they just need one further top coat to finish.

The benefits of JELD-WEN Housebuilder door include:

- specially designed for the housebuilder
- minimum specification recommended for new-build in the UK and Ireland
- recommended for major refurbishment projects
- reliability guaranteed when you follow our instructions
- industry-leading performance
- specially formulated paint system to resist moisture
- complete undercoat on both faces and ALL four edges
- easy to finish with a single top coat
- no undercoat required
- fast and convenient
- available on all standard core, middleweight, heavyweight and fire resisting doors.

To order Housebuilder doors, put a 'W' before the door code, and add £6.00 to price of the door.

Pairs

All moulded doors, standard and glazed, are suitable for use as paired doors. Doors are supplied with rebated meeting stiles for the perfect fit. We also offer moulded paired doors with fire rating to FD30, both standard and glazed, these doors are not rebated.

Pairs are available in all standard sizes plus in standard Core, middleweight, heavyweight and FD30 Fire Door. Please contact our sales office for details. For full details of the range of options available please contact our sales office or log onto www.jeld-wen.co.uk

Bi-fold Doors

We manufacture bi-fold doors to fit the overall door sizes shown, therefore we supply them 12mm less in width and 31mm less in height to allow for track and pivot operation.

Bi-fold doors are 1981mm (6'6") high including door gear, so you'll need a height off 1981mm plus any allowance for threshold or carpet clearance. You must fit bi-fold doors into a plain/loose stop door lining.



Fire Doors

FD30 half hour fire doors and one hour FD60 fire doors are available in all popular designs. Complete up to date installation and field of application instructions are available on our website www.jeld-wen.co.uk



Mobility

1981 x 864mm (6'6" x 2'10") sized doors are available for mobility situations to meet requirements of Approved Document M.



Acoustic

All flat and apartment entrance doorsets meet the requirements of Approved Document E.



Doorset Solutions

Developed to meet the increasing needs of housebuilders and developers, doorsets provide a faster and more economical method of installing internal doors. Available in a wide range of door styles including glazed and fire options, our range of internal doorsets can be specified in a number of different applications.

All internal doorsets are manufactured to order using state of the art machinery assuring you of the perfect fit every time.

Readyfit™ Internal Doorset



Readyfit™ Internal Doorsets are supplied fully assembled with ironmongery, lining, architrave and doorstops supplied loose, (pairs are supplied un-assembled).



Readyfit™ Internal Fire Doorsets have the same pre-assembled components as the standard Readyfit™ doorset but are supplied with an FD30 or FD60 fire door and intumescent strip pre-fitted into the door frame. Note: FD60 specification is hardwood frame not MDF.

Securefit™ Apartment Entrance Doorset



Securefit™ doorsets have been designed specifically for apartment entrance situations where the highest standards in product performance are required.

For further information regarding estimating or technical support for this product range, please contact our sales office **0845 122 2891** or log on to **www.jeld-wen.co.uk** to find your nearest supplier.



Readyfit™ Doorsets

Fully assembled with a fire door option



In doorset form, doors are supplied pre-hung in the frame with the fixing ironmongery already fitted. The architraves and doorstops are machined to fit and sent loose, the doorset can simply be screw-fixed into the wall.

Specification

Available in either MDF foil wrapped or softwood lining, hardwood lining if FD60. Readyfit™ doorsets are supplied assembled and handed as per your order. Handing is viewed from the knuckle of the hinge as the door opens towards you (please state whether you require right or left hand when ordering). Doorsets can be delivered in house plots, with ironmongery fitted.

Architraves and doorstops are fully machined and packed with the door. Fixing brackets are pre-fitted to the side of the frames. The doorstop groove in the lining facilitates the concealed screw-fixing of the lining to the wall.

Note: architraves are only supplied with MDF option.

Lining Width Sizes

77mm, 90mm, 95mm, 100mm, 115mm, 120mm, 125mm, 130mm, 140mm, 150mm.

Lining Thickness

25mm plus 12mm stop.
Total thickness 37mm.

Doorstop Sizes

27mm and 71mm.

Architraves

MDF architrave is supplied foil-wrapped in white and is available in a choice of four styles. Architrave is pre-cut to length with a Hoffmann joint pre-machined.



Ogee (69 & 50mm)



Torus (69 & 59mm)



Twice Rounded
(69 & 45mm)



Ovolo (69mm)

For further details on designs please visit our website www.jeld-wen.co.uk to view a copy of our internal doorset brochure.



Ironmongery & Components

Doorsets are supplied with three 100mm hinges and are available in a choice of finishes.



Gold Effect



Bright Nickel Or Satin



White



A 65mm tubular latch is supplied as standard, available in polished steel or gold effect. A 65mm bath option with thumbturn is also available. Both options are supplied with a fully adjustable keep to prevent door rattle once fitted on site.

Please note: Handles are not supplied with Readyfit™ doorsets.

Structural Opening Sizes

Door Size (Imperial)	Structural Opening Size	
	MDF	Timber
1981 x 457mm (6'6" x 1'6")	2036 x 522mm	2036 x 527mm
1981 x 533mm (6'6" x 1'9")	2036 x 598mm	2036 x 603mm
1981 x 610mm (6'6" x 2'0")	2036 x 675mm	2036 x 680mm
1981 x 686mm (6'6" x 2'3")	2036 x 751mm	2036 x 756mm
1981 x 762mm (6'6" x 2'6")	2036 x 827mm	2036 x 832mm
1981 x 838mm (6'6" x 2'9")	2036 x 903mm	2036 x 908mm
1981 x 864mm (6'6" x 2'10")	2036 x 929mm	2036 x 934mm


Door Size (Metric)	Structural Opening Size	
	MDF	Timber
2040 x 526mm	2095 x 591mm	2095 x 596mm
2040 x 626mm	2095 x 691mm	2095 x 696mm
2040 x 726mm	2095 x 791mm	2095 x 796mm
2040 x 826mm	2095 x 891mm	2095 x 896mm
2040 x 926mm	2095 x 991mm	2095 x 996mm

Six points to note before ordering Readyfit™ doorsets


1. Structural opening size
2. Required door type
3. Door handing
4. Lining width
5. Architrave type
6. Ironmongery options

Minimum
order quantity
50 doorsets

Installing your doorset in 7 easy steps




1. Locate doorset in designated opening




2. Fix to partition using brackets



3. Ensure frame is square and plumb




4. Insert glue into architrave groove



5. Mitred architrave joint with keywax



6. Fit and fix architraves in place

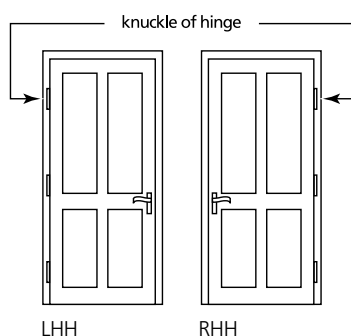


7. Finished door installation

Door Handing

Supplied assembled and handed as per your order. Handing is viewed from the knuckle of the hinge as the door opens, towards you.

Please state whether you require right or left hand when ordering.



Fire Doorset Option

Fire doorsets are available as FD30* & FD60* with intumescent strip or FD30S* & FD60S* with intumescent strip and smoke seal, fitted to the head and jambs of the lining or hardwood lining if FD60*

Door pairs are supplied unassembled for ease of handling on-site.

For further information on fire resisting doorsets and acoustics please see page 158.

*FD30/FD60 when fitted in appropriate frame with intumescent strips in jambs and head or top and long edges of door. In accordance with instructions.

Securefit Flat & Apartment Entrance Doorsets

Enhanced Security – Conforms to Building Regulations Part M, B, E & L



JELD-WEN Securefit doorsets are designed specifically for flat or apartment entrance situations where the highest standards in product performance are required. These doorsets comply with building regulations Part M, Part B, Part E and Part L.

Internal flat entrance doorsets building regulation compliance

Part M: Available in a range of sizes for wider access.

Part B: Securefit doorsets are tested to BS476 Part 22 and perform to FD30 and FD60 requirement providing 30-minute and 60-minute fire protection. This product is also supported by the BWF-CERTIFIRE Door Scheme.

Part E: The core construction, acoustic seals and drop down seals assist this product in compliance with acoustic regulations where flat entrance doors are required to have a sound reduction index of 29dBRw.

Part L: JELD-WEN Internal Flat Entrance Doorsets provide improved conservation of fuel and power.

Door Availability

- Moulded panel doors – double edge banded.
- Real wood veneered doors.
- Plywood flush doors.

U values

- FD30 Moulded 2.0
- FD60 Moulded 2.0
- FD30 Flush 2.0
- FD60 Flush 1.8

Note

Please advise the hinge side as viewed from the outside when you order your flat entrance doorset.



PAS 23: General performance

Requirements for door assemblies:

- Latching test
- Hardware operating test
- Initiate movement test
- Resistance to vertical loads
- Resistance to static torsion
- Slamming resistance
- Resistance to humidity
- Resistance to thermal variation


PAS 24: Enhanced security performance

Requirements for door assemblies:


- Hard and soft impact test
- Mechanical loading test
- Cutting and manipulation test
- Security hardware test

NEW
FD60
Specification
Available


Doorset Components




Viewer
Door viewers are fitted as standard. These are available in gold or silver effect.



Adjustable Keep
Door keeps are fully adjustable for ease when fitting on site.



Espagnolette Lock
3-Point multi-point espagnolette lock, police approved under the requirement.




Handle
Lever handle supplied and available in gold or silver effect finish, incorporating a cylinder guard.



CE Certified Hinges
Supplied with three steel hinges in a choice of gold or silver effect.



Drop Down Seal
A lorient drop down seal is supplied for improved acoustic performance.



Intumescent & Acoustic Seals
Fitted into the head and jambs of the frames, are intumescent strip including smoke and acoustic seals.

Letterplate
Letterplate available as an option please contact our sales office for further details.

Structural Opening Sizes

Door Size	Structural Opening Size
1981mm x 838mm x 44mm	2050mm x 938mm
1981mm x 864mm x 44mm	2050mm x 964mm
1981mm x 914mm x 44mm	2050mm x 1014mm
2040mm x 926mm x 44mm	2110mm x 1026mm



JELD-WEN is a member of the BWF-CERTIFIRE Fire Door & Doorset Scheme



Meets the requirements of PAS 23/24 Secured By Design

For further details on designs please visit our website www.jeld-wen.co.uk to view a copy of our internal doorset brochure.





External Door
Mackintosh
McKean

External Doors

JELD-WEN offers external doors in a wide range of styles to suit all kinds of properties. In timber or composite materials, these doors are designed to meet the demands of modern life – and this includes ranges to satisfy the requirements of Secured by Design.




External
Doorset
Composite
Cottage



External
Doorset
Kensington
Croft



External
Doorset
Composite
Walden



External Door
Thornbury

Building Regulations:

Approved document "L" changes for 2010, affecting all external doors. For details see page 159.

JELD-WEN doors are available from leading builders' merchants throughout the UK on a fast delivery service.

Call **0845 122 2891** or log on to **www.jeld-wen.co.uk** to find your nearest supplier.

Secured by Design

Secured by Design (SBD) is the official Police initiative for 'designing out crime'. You can find full details of the scheme at **www.securedbydesign.com**

Secured by Design



Official Police Security Initiative



Mackintosh *Inspired*

Part Finished Cherry Range


This range has been inspired by the work of Charles Rennie Mackintosh, the great architect, designer and artist. Utilising decorative coloured glass panels the designs replicate the style of one of the greatest creative figures of the early 20th century.

With luxurious cherry veneer and double glazed panels for energy efficiency, these doors will particularly suit homes from the early 1920s and 1930s replicating the designs popular at the time.

These luxurious cherry veneered doors are supplied part finished with 14.4mm double insulated silk part glass units.

We recommend a further two coats of high build stain once the doors have been hung.

Also available in Oak, page 104.



Abington
Double Glazed



McKean
Double Glazed

Mackintosh *Inspired* Part Finished Cherry Range

Door	Size	Code	Price
	44mm (1¾") Thick		
Abington Double Glazed	1981mm X 838mm (6'6" X 2'9")	29ABIN	£616.12
McKean Double Glazed	1981mm X 838mm (6'6" X 2'9")	29KEAN	£592.69



Kensington

Oak Range



This range of external oak veneer doors features a choice of attractive designs with decorative glass. Glazed doors are either 14.4mm double silk screen or 17.7mm triple lead bevelled as described in the tables.

We offer a variety of door designs, with large or small areas of glazing interest. Sturdily built from high quality hardwood, these doors will create a striking impression for any entrance.

Practical as well as beautiful, they have 5" stiles for added structural stability. We supply them unfinished, ready for high build paint or stain finish.



Croft Panel



Croft Double Glazed



Croft Triple Glazed

Kensington Oak Range

Door	Size	Code	Price
	44mm (1 3/4") Thick		
Croft Panel	2032mm X 813mm (6'8" X 2'8") 1981mm X 838mm (6'6" X 2'9")	28CRFTP 29CRFTP	£408.94 £403.22
Croft Double Glazed	2032mm X 813mm (6'8" X 2'8") 1981mm X 838mm (6'6" X 2'9")	28CRFT+DG 29CRFT+DG	£376.02 £457.44
Croft Triple Glazed	2032mm X 813mm (6'8" X 2'8") 1981mm X 838mm (6'6" X 2'9")	28CRFT 29CRFT	£564.26 £553.95



Kensington

Oak Range



Redesdale
Double Glazed



Eversley



Montoya



Harlequin
Double Glazed



Thornbury
Double Glazed



Silvanite
Double Glazed

Kensington Oak Range

Door	Size	Code	Price
	44mm (1 3/4") Thick		
Redesdale Double Glazed	2032 X 813mm (6'8" X 2'8") 1981 X 838mm (6'6" X 2'9")	28REDS 29REDS	£527.10 £509.41
Eversley	1981 X 762mm (6'6" X 2'6") 1981 X 838mm (6'6" X 2'9")	26EVES 29EVES	£275.11 £292.16
Montoya	1981 X 762mm (6'6" X 2'6") 1981 X 838mm (6'6" X 2'9")	26MONT 29MONT	£288.05 £296.00
Harlequin Double Glazed	2032 X 813mm (6'8" X 2'8")	28HARL	£357.74
Thornbury Double Glazed	2032 X 813mm (6'8" X 2'8") 1981 X 838mm (6'6" X 2'9")	28THOR 29THOR	£421.74 £506.23
Silvanite Double Glazed	2032mm X 813mm (6'8" X 2'8")	28SILV	£367.01



Kensington

Oak Range



Argentite
Double Glazed



Randall
Double Glazed



Brooke
Double Glazed



Veroni
Double Glazed



FLB



LB

Kensington Oak Range

Door	Size	Code	Price
	44mm (1 3/4") Thick		
Argentite Double Glazed	2032mm X 813mm (6'8" X 2'8") 1981mm X 838mm (6'6" X 2'9")	28ARGT 29ARGT	£344.02 £348.19
Randall Double Glazed	2032mm X 813mm (6'8" X 2'8") 1981mm X 838mm (6'6" X 2'9")	28RAND 29RAND	£508.78 £492.48
Brooke Double Glazed	1981mm X 762mm (6'6" X 2'6") 1981mm X 838mm (6'6" X 2'9")	26BROOK 29BROOK	£214.54 £214.54
FLB	2032mm X 813mm (6'8" X 2'8") 1981mm X 838mm (6'6" X 2'9")	28EOFLB 29EOFLB	£288.41 £288.41
LB	2032mm X 813mm (6'8" X 2'8") 1981mm X 838mm (6'6" X 2'9")	28EOLB 29EOLB	£271.28 £271.28
Veroni Double Glazed	2032mm X 813mm (6'8" X 2'8")	28VERO	£491.94



Kensington Plus

Part Finished Oak Range

Triple
Leaded
Glazing



For a truly eye-catching entrance the Kensington Plus range offers two elegant doors part finished in oak. Intricate triple 17mm lead bevelled glass really catches the light with its amber tones.

We recommend a further two coats of high build stain once the doors have been hung.



Serna
Triple Glazed



Romero
Triple Glazed

Kensington Plus Part Finished Oak Range

Door	Size	Code	Price
	44mm (1 1/4") Thick		
Serna Triple Glazed	2032 X 813mm (6'8" X 2'8") 1981 X 838mm (6'6" X 2'9")	28SERN 29SERN	£449.74 £449.74
Romero Triple Glazed	2032 X 813mm (6'8" X 2'8") 1981 X 838mm (6'6" X 2'9")	28ROME 29ROME	£402.68 £402.68



Mackintosh *Inspired*

Oak Range



This range has been inspired by the work of Charles Rennie Mackintosh, the great architect, designer and artist.

Utilising decorative coloured 14.4mm double glass units the designs replicate the style of one of the greatest creative figures of the early 20th century.

Doors are supplied unfinished ready for your choice of high build paint or stain finish.



Abington
Double Glazed

Torrance
Double Glazed

Lenzie
Double Glazed

Mackintosh *Inspired* Oak Range

Door	Size	Code		Price
	44mm (1¾") Thick			
Abington Double Glazed	2032mm X 813mm (6'8" X 2'8") 1981mm X 838mm (6'6" X 2'9")	28OABIN		£613.03
		29OABIN		£613.03
Torrance Double Glazed	2032mm X 813mm (6'8" X 2'8") 1981mm X 838mm (6'6" X 2'9")	28OTORR		£754.64
		29OTORR		£754.64
Lenzie Double Glazed	2032mm X 813mm (6'8" X 2'8") 1981mm X 838mm (6'6" X 2'9")	28OLENZ		£575.77
		29OLENZ		£575.77



Hemlock

Glazed Range



Engineered Construction

Engineered construction ensures structural stability with a hemlock timber finish.

Glazing

Doors are supplied factory glazed with 20mm Low E Argon filled insulating glass units or 17mm insulating glass units where indicated.

These doors are ideal for back door applications.

This range is subject to availability, please check stock prior to ordering.



E2XGG

PATT 10

E2XG*


Hemlock Glazed Range

Door	Size	Code	Price	Code	Price	U-value
	44mm (1 3/4") Thick	DOOR GLAZED CLEAR		DOOR GLAZED CHINCHILLA OBSCURE		
E2XGG	1981mm X 762mm (6'6" X 2'6") METRIC 2000 X 807mm	E807X2GG+DGC	£195.14	E26X2GG+DGO E807X2GG+DGO	£198.99 £224.04	2.1
E2XG*	1981mm X 762mm (6'6" X 2'6") 2032mm X 813mm (6'8" X 2'8")			E26X2G+DGO E28X2G+DGO	£139.92 £149.00	2.1
PATT 10	METRIC 2000 X 807mm METRIC 2040 X 726mm METRIC 2040 X 826mm			E807X1G+DGO E726X1G+DGO E826X1G+DGO	£236.47 £205.28 £208.15	2.0

* Glazed with 17mm insulated glass unit, 6mm bottom panel.

Hemlock

Unglazed Range



EKXT

E2XG / E2XGG†

E2XG / E2XGG†

Pattern 10



Paired Pattern EGTP2P



Paired Pattern E202P



Paired Pattern 20

Hemlock Unglazed Range

Door	Size	Code	Price
	44mm (1¾") Thick		
EKXT	1981mm X 762mm (6'6" X 2'6")	E26KXT	£166.51
	1981mm X 838mm (6'6" X 2'9")	E29KXT	£166.51
E2XG† / E2XGG†	1981mm X 762mm (6'6" X 2'6")	E26X2G†	£138.71
	1981mm X 838mm (6'6" X 2'9")	E29X2G†	£138.71
	2032mm X 813mm (6'8" X 2'8")	E28X2G†	£138.71
Pattern 10	1981mm X 762mm (6'6" X 2'6")	E26E10	£108.95
Paired Pattern 20	1981mm X 1168mm (6'6" X 3'10")	E310P20	£218.78
Paired Pattern E202P	1981mm X 1168mm (6'6" X 3'10")	E310E202P	£300.84
Paired Pattern EGTP2P	1981mm X 1168mm (6'6" X 3'10")	E310EGTP2P	£359.68

† Door supplied with ply bottom panel which can be removed to make into a glass opening. Pairs are supplied right hand pull when viewed from the outside. Glazing beads are supplied loose pinned.

Hemlock doors are of solid construction and are supplied unfinished. Doors can be treated with hi-build natural wood finishes to accentuate the rich colour of the timber.

Manufactured using a stub mortice and tenon construction using engineered components, our Hemlock panel door is a practical, economy option.

Doors are supplied unglazed suitable for 17mm double glazing. Beads pinned loose for your choice of glazing.



Redwood

L&B, FL&B, E2XG and Gates Range



We offer a range of traditional, utility tongue-and-grooved doors and garden gates. Manufactured from v-jointed European softwood, they are available in solid or engineered construction.

These doors and gates are only suitable for external applications, and must be finished with a high quality paint system.

Manufactured using a stub mortice and tenon construction using engineered components, our redwood panel door is a practical, economy option. It is suitable for a high build paint finish only, using a suitable base coat primer with 'knotting' solution.

FL&B

Made with 14mm finish v-jointed, tongue-and-grooved European softwood board. Braces are loose pinned.

L&B

Made with 18mm finish v-jointed, tongue-and-grooved European softwood board. Braces are loose pinned.



Ledged & Braced
Braces Loose Pinned



Framed, Ledged & Braced
Braces Loose Pinned



Reverse of framed, ledged & braced



RE2XG
Unglazed



Stable Door
Unglazed
Open in only (supplied in 2 halves) Loose Pinned



Gate
Braces not required

Boarded L&B, FL&B & Redwood Unglazed Range

Door	Size	Code	Price
	44mm (1 3/4") Thick		
Ledged & Braced	1981mm X 686mm (6'6" X 2'3")	E23LB	£68.84
	1981mm X 762mm (6'6" X 2'6")	E26LB	£68.84
	1981mm X 838mm (6'6" X 2'9")	E29LB	£76.19
	2032mm X 813mm (6'8" X 2'8")	E28LB	£76.19
Framed, Ledged & Braced	1981mm X 610mm (6'6" x 2'0")	E20FLB	£93.84
	1981mm X 686mm (6'6" X 2'3")	E23FLB	£93.84
	1981mm X 762mm (6'6" X 2'6")	E26FLB	£93.84
	1981mm X 838mm (6'6" X 2'9")	E29FLB	£102.53
	2032mm X 813mm (6'8" X 2'8")	E28FLB	£102.53
Stable Door Unglazed	1981mm X 762mm (6'6" X 2'6")	E26SD	£111.28
	1981mm X 838mm (6'6" X 2'9")	E29SD	£122.18
RE2XG	1981mm X 762mm (6'6" X 2'6")	RE26X2G	£77.27
	2032mm X 813mm (6'8" X 2'8")	RE28X2G	£79.85
	1981mm X 838mm (6'6" X 2'9")	RE29X2G	£79.85

Gates Range

Door	Size	Code	Price
	44mm (1 3/4") Thick		
Softwood Gate	1040 X 914mm (3'5" X 3'0")	E30GTE	£66.94
	1040 X 1067mm (3'5" X 3'6")	E36GTE	£77.85



Paint Grade Plywood



Paint grade veneered doors offer economical solutions for home, offices and light commercial use.

Fire door options are available in both FD30 and FD60 ratings.

Paint Grade Plywood

Door	Size	Code	Price
	44mm (1 3/4") Thick		
FIX	1981mm X 686mm (6'6" X 2'3")	23F1X	£99.45
	1981mm X 762mm (6'6" X 2'6")	26F1X	£99.45
	1981mm X 838mm (6'6" X 2'9")	29F1X	£102.03
	2032mm X 813mm (6'8" X 2'8")	28F1X	£102.03
	Metric 2040mm X 726mm	726F1X	£99.45
	Metric 2040mm X 826mm	826F1X	£102.03
	Metric 2040mm X 926mm	926F1X	£116.24
	Metric 2000mm X 807mm	807F1X	£108.49



Paint Grade Plywood

Fire Options

30-minute Fire Doors

We offer a range of 44mm thick exterior plywood-faced FD30* fire doors. They are suitable for a paint finish, and are fully certified under the BWF CERTIFIRE scheme when hung in an appropriate frame with intumescent strips fitted to the frame or door. In accordance with instructions.

We supply these fire doors factory-glazed with 6mm Georgian Wired polished plate glass.

60-minute Fire Doors

A 54mm thick 60-minute fire door is also available. It is FD60* fire-rated when hung in an appropriate frame with intumescent strips fitted to the frame or door. In accordance with instructions.

These doors would require a paint finish for external situations. They provide basic security only and are suitable for sheltered weather conditions.

Options:

For fire resisting door frames see page 156.

Doors are available as pairs please contact our sales office for more details.



30-Minute Fire Door F1XF



60-Minute Fire Door F1XFD



F1XF+GG01



F1XF+GG05



F1XF+GG06

Paint Grade Plywood – Fire Options

Size	Code	Price	Code	Price	Code	Price	Code	Price	Code	Price
Imperial	FD30* Fire Door 44mm (1 3/4") Thick		FD60* Fire Door 54mm (2 1/8") Thick		FD30* Fire Door 44mm (1 3/4") Thick F1XF+G01 Georgian Wired		FD30* Fire Door 44mm (1 3/4") Thick F1XF+G05 Georgian Wired		FD30* Fire Door 44mm (1 3/4") Thick F1XF+G06 Georgian Wired	
Metric										
1981mm X 610mm (6'6" X 2'0")	20F1XF	£119.98	20F1XFD	£236.35						
1981mm X 686mm (6'6" X 2'3")	23F1XF	£119.98	23F1XFD	£236.35						
1981mm X 762mm (6'6" X 2'6")	26F1XF	£119.98	26F1XFD	£236.35	26F1XF+GG01	£228.66	26F1XF+GG05	£252.81	26F1XF+GG06	£252.81
1981mm X 838mm (6'6" X 2'9")	29F1XF	£122.56	29F1XFD	£238.93	29F1XF+GG01	£231.24	29F1XF+GG05	£255.39	29F1XF+GG06	£255.39
2032mm X 813mm (6'8" X 2'8")	28F1XF	£122.56	28F1XFD	£238.93						
METRIC 2040 X 726 X 44mm	726F1XF	£119.98	726F1XFD	£236.35	726F1XF+GG01	£228.66	726F1XF+GG05	£252.81	726F1XF+GG06	£252.81
METRIC 2040 X 826 X 44mm	826F1XF	£122.56	826F1XFD	£238.93	826F1XF+GG01	£231.24	826F1XF+GG05	£255.39	826F1XF+GG06	£255.39
METRIC 2040 X 926 X 44mm	926F1XF	£136.77	926F1XFD	£253.14	926F1XF+GG01	£245.45	926F1XF+GG05	£269.60	926F1XF+GG06	£269.60
METRIC 2000 X 807 X 44mm	807F1XF	£129.02	807F1XFD	£245.39						



Part M 2004 Compliant Aperture
For Zone Of Visibility Requirements.



External Door
Walden



Castle Composite Doorsets

The composite door is best described as a combination of the top attributes of all types of modern door materials.

Unlike some other composite doors, the Castle Doorset will not splinter, dent or rust, assuring you of a good investment in your property and outstanding heat insulation. With today's emphasis on energy conservation this can only be even better news both for your home and your heating bills.

Enhanced Security

Security is also assured as each doorset comes complete with a full multipoint lock and tested to Secured by Design standards, the Police preferred specification. Including NHBC requirements where requested.

Benefits

- 10 door designs
- 7 door finishes
- Pre hung in doorsets
- All doorsets meet the requirements of PAS 23/24 (when used with key/key hardware option)
- All doorsets meet the requirements of Part L 2006

Energy Efficient and Environmentally Friendly

- Polyurethane core is 100% CFC-free and offers enhanced sound and heat insulation

Stable

- The thermoset manufacturing process means the panel will not expand or contract with changing temperature
- Will not significantly blow, warp, crack, splinter or dent

Secure and Durable

- High impact-resistant, GRP (Glass Reinforced Polyester) skins
- 44mm thick leaf

Technologically Advanced

- Pre-pigmented skins are scratch resistant and waterproof – engineered composite rails and stiles which completely seal the insulating core

Authentic Appearance

- Woodgrain effect
- Compression moulded, high-definition, panel design

Technical Information

- Fibreglass skin both sides, nominal 3mm thickness
- Grained effect surface finish

- Fibreglass skin bonded to composite sub frame
- Injection filled rigid polyurethane core
- HCFC thermally efficient core which is CFC free
- Global warming potential: <5
- Ozone depletion potential: 0
- Door leaf weight 25 kg (approx)
- Glazed doors utilise a unique snap together action cassette eliminating unsightly plugs and screws

Door Finish

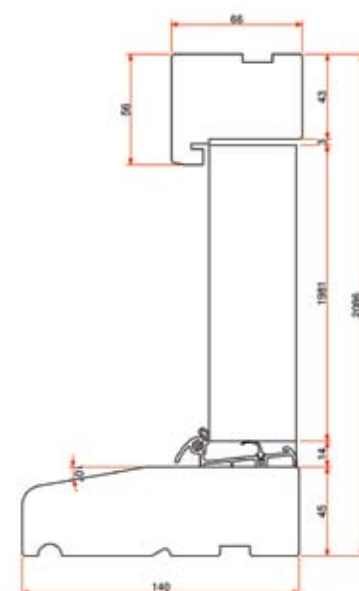
The scratch resistant pre-pigmented skins are through coloured in a choice of five popular colours. The through colour means the skin is coloured throughout and therefore minor damage will not reveal a different colour beneath like some other doors.

Fire Door Option

- 30 minute FD30 doorset available in Dunster, Clifford, Barnard & Upnor designs.
- Available in white/white or mahogany/white finish
- Clear or ice obscure fire glazing

Standard Specifications

- Softwood preservative treated frame, hardwood cill
- Gold or silver hardware
- Multipoint locking system
- Secured by Design anti bump cylinder key/thumb option, key/key available to order
- Factory glazed obscure ice effect
- Gold or silver effect letter plate and security viewer
- Fully finished door in your choice of colour
- Mobility threshold
- Glass unit
 - 6.4mm laminated outer pane
 - 15.5mm silver spacer bar
 - 4mm toughened inner pane
- Left-hand hung when viewed from outside
- Right-hand hung available if specified



Slimline threshold



Castle Composite Doorsets

LEEDS NEW
CONTEMPORARY
STYLE



Dunster Clifford Walden Tilsbury Barnard Upnor Rising Cottage* Keep* Leeds*

*Available in black & white only.

Front and Rear Doorsets

Door	Actual Doorset Size Width x Height	Code Front Door	Price	Code Front Door	Price	Code Back Door	Price	Code Back Door	Price	U Value
Barnard	854mm x 2086mm 930mm x 2086mm 1006mm x 2086mm	26BND+DS 29BND+DS 30BND+DS	£1,266.34 £1,270.06 £1,273.80	26BND+DSFF 29BND+DSFF 30BND+DSFF	£1,395.04 £1,399.26 £1,403.50	R-26BND+DS R-29BND+DS R-30BND+DS	£1,215.47 £1,219.20 £1,222.93	R-26BND+DSFF R-29BND+DSFF R-30BND+DSFF	£1,345.88 £1,350.10 £1,354.32	1.7
Dunster	854mm x 2086mm 930mm x 2086mm 1006mm x 2086mm	26DTR+DS 29DTR+DS 30DTR+DS	£1,024.41 £1,028.15 £1,031.87	26DTR+DSFF 29DTR+DSFF 30DTR+DSFF	£1,160.84 £1,165.07 £1,169.28	R-26DTR+DS R-29DTR+DS R-30DTR+DS	£973.55 £977.29 £981.01	R-26DTR+DSFF R-29DTR+DSFF R-30DTR+DSFF	£1,111.66 £1,115.90 £1,120.13	1.0
Clifford	854mm x 2086mm 930mm x 2086mm 1006mm x 2086mm	26CFD+DS 29CFD+DS 30CFD+DS	£1,024.41 £1,028.15 £1,031.87	26CFD+DSFF 29CFD+DSFF 30CFD+DSFF	£1,160.84 £1,165.07 £1,169.28	R-26CFD+DS R-29CFD+DS R-30CFD+DS	£973.55 £977.29 £981.01	R-26CFD+DSFF R-29CFD+DSFF R-30CFD+DSFF	£1,111.66 £1,115.90 £1,120.13	1.0
Upnor	854mm x 2086mm 930mm x 2086mm 1006mm x 2086mm	26UPR+DS 29UPR+DS 30UPR+DS	£1,279.77 £1,283.50 £1,287.23	26UPR+DSFF 29UPR+DSFF 30UPR+DSFF	£1,408.03 £1,412.26 £1,416.50	R-26UPR+DS R-29UPR+DS R-30UPR+DS	£1,228.91 £1,232.64 £1,236.37	R-26UPR+DSFF R-29UPR+DSFF R-30UPR+DSFF	£1,358.87 £1,363.10 £1,367.32	1.7
Walden	854mm x 2086mm 930mm x 2086mm 1006mm x 2086mm	26WDN+DS 29WDN+DS 30WDN+DS	£1,238.23 £1,241.97 £1,245.69	26WDN+DSFF 29WDN+DSFF 30WDN+DSFF	£1,367.69 £1,371.92 £1,376.15	R-26WDN+DS R-29WDN+DS R-30WDN+DS	£1,187.36 £1,191.10 £1,194.83	R-26WDN+DSFF R-29WDN+DSFF R-30WDN+DSFF	£1,318.52 £1,322.75 £1,326.98	1.2
Rising	854mm x 2086mm 930mm x 2086mm 1006mm x 2086mm	26RSG+DS 29RSG+DS 30RSG+DS	£1,114.95 £1,118.67 £1,122.41	26RSG+DSFF 29RSG+DSFF 30RSG+DSFF	£1,248.33 £1,252.56 £1,256.80	R-26RSG+DS R-29RSG+DS R-30RSG+DS	£1,064.08 £1,067.81 £1,071.55	R-26RSG+DSFF R-29RSG+DSFF R-30RSG+DSFF	£1,199.17 £1,203.39 £1,207.62	1.2
Tilsbury	854mm x 2086mm 930mm x 2086mm 1006mm x 2086mm	26TBY+DS 29TBY+DS 30TBY+DS	£1,224.07 £1,227.79 £1,231.52	26TBY+DSFF 29TBY+DSFF 30TBY+DSFF	£1,353.93 £1,358.15 £1,362.38	R-26TBY+DS R-29TBY+DS R-30TBY+DS	£1,173.19 £1,176.93 £1,180.66	R-26TBY+DSFF R-29TBY+DSFF R-30TBY+DSFF	£1,304.76 £1,308.99 £1,313.21	1.8
Cottage	854mm x 2086mm 930mm x 2086mm 1006mm x 2086mm	26COT+DS 29COT+DS 30COT+DS	£1,132.50 £1,136.22 £1,139.96	26COT+DSFF 29COT+DSFF 30COT+DSFF	£1,265.28 £1,269.49 £1,273.73	R-26COT+DS R-29COT+DS R-30COT+DS	£1,081.63 £1,085.36 £1,089.09	R-26COT+DSFF R-29COT+DSFF R-30COT+DSFF	£1,216.11 £1,220.34 £1,224.55	1.2
Keep	854mm x 2086mm 930mm x 2086mm 1006mm x 2086mm	26KEP+DS 29KEP+DS 30KEP+DS	£1,127.90 £1,131.64 £1,135.37	26KEP+DSFF 29KEP+DSFF 30KEP+DSFF	£1,260.87 £1,265.10 £1,269.32	R-26KEP+DS R-29KEP+DS R-30KEP+DS	£1,077.04 £1,080.77 £1,084.51	R-26KEP+DSFF R-29KEP+DSFF R-30KEP+DSFF	£1,211.69 £1,215.93 £1,220.16	1.1
Leeds	854mm x 2086mm 930mm x 2086mm 1006mm x 2086mm	26LEE+DS 29LEE+DS 30LEE+DS	£1,127.98 £1,130.90 £1,133.81	26LEE+DSFF 29LEE+DSFF 30LEE+DSFF	£1,256.86 £1,260.33 £1,263.75	R-26LEE+DS R-29LEE+DS R-30LEE+DS	£1,107.41 £1,110.33 £1,113.24	R-26LEE+DSFF R-29LEE+DSFF R-30LEE+DSFF	£1,237.04 £1,240.44 £1,243.85	1.3

+DS = Softwood preservative frame

+DSFF = Factory finished white softwood frame

U Values calculated based on softwood frame option



External Door
Walden White




Castle Composite Doorsets

Finish, Glass & Hardware Options

The scratch resistant pre-pigmented skins are through coloured in a choice of five popular colours. The through colour means the skin is coloured throughout and therefore minor damage will not reveal a different colour beneath unlike some other doors. Two stained finishes are also available for the traditional timber look, Light Oak and Mahogany. These are not through coloured.

Door Finishes*

Through colour



Black Blue White



Red Green

Face Colour



Mahogany Light Oak

Frame Factory Finish Colour Options



Mahogany White Eco Frame*

*Eco Frame is manufactured using 100% recycled material core, faced with aluminium.

Note

Internal face is always white, external face finishes shown above. Cottage, Keep and Leeds designs available in black or white.

Obscure Glazing Options

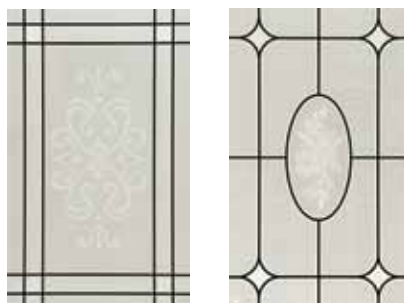


Oak Leaf Dew




Tulip Ice

Decorative Glazing Options (Tilsbury) – Price on application




(A) (B)

Decorative Glazing Options (Barnard & Upnor) – Price on application




(C) (D) (E) (F)

Satin Gold Effect Options



Satin Silver Effect Options



† To meet Secured by Design standards, the door viewer will be fitted between 1200mm - 1500mm from the bottom of the door.

External Door
Leeds White



Kensington Doorset

Single Entrance Fully Factory Finished Oak Doorset

This range of distinctive external doorsets feature a range of decorative glazing designs, supplied with a golden oak finish. The units are glazed, using decorative glass, for even more appealing reflections of light.

Timber used to manufacture these doors comes from forests which are well managed according to strict environmental standards certified by FSC.

Sturdily built from timber core, high quality oak veneered, with engineered 44mm doors will create a striking impression for any entrance.

Standard Specifications

- Factory finished door with a 2-year finish guarantee
- Silver hinge
- Multi-point locking system

- Silver effect handle
- FSC certified softwood basecoat stained frame
- Mobility threshold
- Left-hand hung when viewed from outside

Optional Extras

- Factory finished frame
- Letter plate, security chain and viewer in gold and silver effect
- Gold effect handle and cylinder
- Thumbturn handle in gold and silver effect
- Gold hinge
- Oak frame



Kensington Doorset Range

	Door Size 44mm (1 3/4") Thick Width X Height	Doorset Code		Actual Doorset Size Width X Height	U Values
Croft Triple Glazed	838mm X 1981mm (2'9" X 6'6")	29CRFT+DS 29CRFT+DSFF	£959.01 £1,155.95	930mm X 2086mm	2.0
	914mm X 1981mm (3'0" X 6'6")	30CRFT+DS 30CRFT+DSFF	£988.21 £1,186.73	1006mm X 2086mm	
Thornbury Double Glazed	838mm X 1981mm (2'9" X 6'6")	29THOR+DS 29THOR+DSFF	£1,072.08 £1,272.83	930mm X 2086mm	2.2
	914mm X 1981mm (3'0" X 6'6")	30THOR+DS 30THOR+DSFF	£1,095.46 £1,297.60	1006mm X 2086mm	
Eversley	838mm X 1981mm (2'9" X 6'6")	29EVES+DS 29EVES+DSFF	£803.31 £994.99	930mm X 2086mm	2.2
	914mm X 1981mm (3'0" X 6'6")	30EVES+DS 30EVES+DSFF	£817.03 £1,009.78	1006mm X 2086mm	
Kingston	838mm X 1981mm (2'9" X 6'6")	29KIN+DS 29KIN+DSFF	£930.91 £1,126.89	930mm X 2086mm	1.9
	914mm X 1981mm (3'0" X 6'6")	30KIN+DS 30KIN+DSFF	£966.57 £1,164.36	1006mm X 2086mm	
Westminster Triple Glazed	838mm X 1981mm (2'9" X 6'6")	29WEST+DS 29WEST+DSFF	£1,024.98 £1,224.14	930mm X 2086mm	2.0
	914mm X 1981mm (3'0" X 6'6")	30WEST+DS 30WEST+DSFF	£1,060.64 £1,261.61	1006mm X 2086mm	

+DS = base coat stain doorframe + DSFF = fully finished doorframe.

Door finish and optional oak frame finish



Golden Oak

Important

Oak Frames

For oak frames please place an O at the front of the product code, please note softwood frames are a standard option.



Kensington
Doorset
Croft



Eversley



Thornbury



Croft



Kingston



Westminster

Adjustable Steel Security Doorset



The JELD-WEN Steel Security Doorset is a new security doorset system which allows you to use one doorset to cover a maximum of 60mm width tolerance. The unique built-in jack system allows you to expand the frame width accordingly.

The doors are pre-hung for easy installation and pre-finished in a powder coat grey finish. The doorset offers both thermal and acoustic resistance due to the honeycomb and resin leaf core construction.

The Steel Security Doorset is ideal for business premises, agricultural buildings as well as residential applications such as garage door access. Full fitting instructions (pdf) available from our website www.jeld-wen.co.uk

Standard Specification

Frame:

- 1mm cold rolled steel
- Height 2075mm
- 2 Sizes available –
880mm – 940mm
980mm – 1040mm
- 3 Fixing points in each side of the frame
- Rubber seals for safe and secure fit

Door Leaf:

- Robust 50mm thickness
- Finished in grey powder coat
- Multipoint drill and impact proof locking mechanism
- 2 x Force resistant hinge bolts
- Door leaf 54kg

Steel Security Doorset

Door	Size	Code	Price
	44mm (1 3/4") Thick		
Steel Security Doorset	2075mm X 880mm – 940mm	880SDSET	£429.46
	2075mm X 980mm – 1040mm	980SDSET	£429.46



Firstly, remove door from frame by lifting the hinges.



Position the frame in place using an allen key, wind the jack points until the frame is square in the opening.



Use a 10mm drill bit through the six bolt holes to create anchor points.



Use six anchor bolts to secure the frame, and then place the door back on its hinges.



Fix the two screw connectors to the outside handle and insert the spring into the spindle drive followed by the large shaft to complete the outside handle.



Fix the other spring and the smaller shaft to the inside handle and secure to the inside of the door with the two screws. The door is now complete.

Garage Doors

Timber Side Hung



Our Timber Side Hung garage doors are available in two styles, both manufactured from 14mm finish tongued and grooved V-jointed European softwood. Their solid construction features rebated meeting stiles, and a proportion of finger-jointed components for improved stability. The GTF door is factory-glazed with obscure glass.

Finishing

These doors are suitable for painting only, and should be fully sealed on all edges and both faces. As a natural product, European softwood contains random knots, so you'll need to apply 'knotting'.

For door frame options please refer to the door frame section on page 155 or visit www.jeld-wen.co.uk

Note

Ironmongery is not included with these doors, and you will need to supply and fit a suitable stop to the frame.



1 year guarantee against manufacturing defects when JELD-WEN® recommendations are followed.

Door	Size Width x Height	Code	Price
GTG	2134mm X 1981mm (7'0" X 6'6")	E66GTG	£249.38
	2134mm X 2134mm (7'0" X 7'0")	E70GTG	£270.18
GTF Factory Glazed	2134mm X 1981mm (7'0" X 6'6")	E66GTF+G	£363.43
	2134mm X 2134mm (7'0" X 7'0")	E70GTF+G	£385.22

A woman with dark hair, wearing a grey dress and black tights, stands in a white-framed patio door. She is holding a camera and looking down at it. The patio door is open, revealing a modern interior with white built-in shelving and a dark sofa. The exterior of the door is surrounded by lush green plants, including large spiky leaves in the foreground and a bamboo plant on the right. The scene is brightly lit, suggesting a sunny day.

Patio Door
Wellington

Patio Doors

Patio doorsets are an ideal way to improve your home and add value to it. Our extensive range gives you many ways to open up your living space to the outside environment – and let the light flood in.



Patio Door
Canberra



Patio Door
Fenton



Patio Door
Wellington
French Doorset

From folding sliding, to French, or sliding, we have the perfect patio for you.

Our Canberra patio offers a stunning oak finish, with all the additional performance benefits of solid oak.

Or maybe the sleek and stylish Fenton for real contemporary living is more your taste?

Whatever you're looking for we have a large range for you to choose from.

JELD-WEN patio doorsets are available from leading builders' merchants throughout the UK.

Call **0845 122 2892** or log on to www.jeld-wen.co.uk to find your nearest supplier.

Patio
Oak Canberra
Folding Sliding



Oak Canberra

Premium Solid Oak Folding Sliding Patio Doorset

The popular Oak Canberra is a premium solid oak laminate folding sliding door, which has stood the test of time. For all modern living, this patio door range offers style and elegance and opens your room up to more space and extra light.

The sliding operation of the doors allows you to smoothly open fully, letting your inside space be part of the outdoors. When closed, the full height glazing allows the sunlight in to the maximum, allowing you to benefit on both summer and winter days.

Whether you have a traditional or contemporary style home, the Canberra will fit beautifully. With an extensive range of standard and bespoke size options, the Canberra offers a specification to suit most needs.

Canberra Design:

- Chain of Custody certified timber
- FSC laminated solid oak
- 54mm door leaves
- Supplied unfinished for site decoration, with fully finished stain or paint colour options available
- 24mm Low E toughened fitted glass units as standard
- Optional whole doorset performance down to 1.3W/m²K
- Optional integral blind IGU (whole product U Value 2.2W/m²K)
- Multi-point locking
- Top hung Centor hardware supplied, for effortless operation
- Key lockable drop bolts, where required
- Hardware available in brushed silver or polished titanium gold
- Trickle ventilation provided through the top rail of the doors
- 190mm aluminium and timber sill

Performance:

- U Value ranging from 2.2-1.3W/m²K
- Exposure rating of 1200Pa
- Tested to BS6375:Part 1:2004 Performance of windows and doors

Installation


A suitable lintel is required for correct installation. The instructions provide an easy-to-follow step-by-step guide. The frame is supplied in a pack for site assembly. The doors are supplied glazed, pre-drilled and packed separately. Full fitting instructions and lintel specification sheet is available to download from our website by www.jeld-wen.co.uk

Hardware

The Oak Canberra is beautifully finished with brushed stainless steel hardware as standard, or polished titanium gold as an option. Opening doors are key locking as standard, or you can choose an optional thumb-turn lock. The thumb-turn lock is a standard feature to the 2L or 2R, 4L2R and 2L4R configurations.

Factory-fitted Georgian Style Fretting

Simulated Divided Light (SDL) designs can be achieved with our slim fret system which is permanently fixed to both sides of the insulating glass unit, including integral bars, to give a range of effects such as Georgian bar (not available with integral venetian blinds).



Choosing your colour of integral blinds

We offer a wide variety of coloured blinds enabling you to personalise your patio doorset to suit your home furnishings. From standard white to black, blue and grey, we have a blind to suit both contemporary and traditional rooms in your home. Please call our estimating team for further details and pricing 0845 122 2892.



Actual Frame Size Width X Height	No of Doors	Door configuration when viewed from outside	Code	Price
1794mm X 2094mm	2	2L* OR 2R*	CAN18	£4,036.52
2094mm X 2094mm	3	2L1R OR 1L2R	CAN21	£4,671.09
2394mm X 2094mm	3	2L1R OR 1L2R	CAN24	£4,876.78
2994mm X 2094mm	4	3L1R OR 1L3R	CAN30	£6,281.49
3594mm X 2094mm	5	4L1R OR 1L4R OR 3L2R OR 2L3R	CAN36	£7,055.14
4194mm X 2094mm	6	5L1R OR 1L5R OR 4L2R* OR 2L4R* OR 3L3R	CAN42	£8,208.60
4794mm X 2094mm	6	5L1R OR 1L5R	CAN48	£8,494.92
Thermal Performance. Catalogue List Price = 1.6W/m²K, Range Available 2.2-1.3W/m²K				

We offer special widths and heights

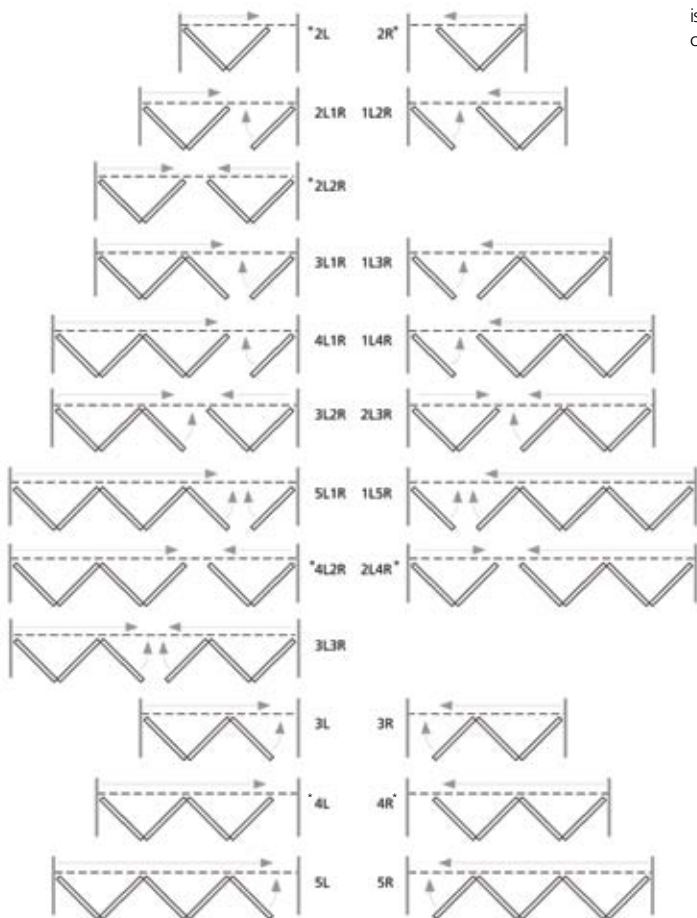
Size range:	Minimum	Maximum
Width	1794mm	4194mm
Height	1944mm	2694mm

For brickwork opening sizes allow 6mm tolerance width and height.

Door Configuration Options (Doors open out)


Interior

* These door configurations can be locked from the inside only using the thumb-turn lock which is a standard feature to these configurations.



Exterior

All sliding configurations 3L – 5L or 3R – 5R are specials & pricing is available on request.



Above: images of top-hung hardware and hinge handle in brushed stainless steel.

Canberra stain choices



Golden Oak

Dark Oak

Also available in a variety of Hi-Build paint options

Important

Only use Hi-Build paint or stain on a JELD-WEN patio doorset.



Patio
Oak Canberra

Oak Canberra

Solid Oak French Doorset

The Oak Canberra French doorset has been introduced in response to demand from homeowners and housebuilders for a classic French door version of the popular Canberra folding sliding patio door. This premium doorset is made from the same solid oak laminated, 54mm leaves and hardware options to offer a suited patio range to a property.

The new French doorset is available in oak to complement the current trend towards natural timber finishes in the home, which accentuates and adds value to a property.

The Canberra is the ultimate patio door range, which is designed for the discerning homeowner or housebuilder, who wants to set their property apart from the rest. The range is renowned for its elegant and enduring style, which adds distinctiveness to both contemporary or traditional homes, and brings the outdoors and indoors closer together.

Canberra French Design:

- FSC certified solid laminated oak
- 54mm door leaves that open out
- Supplied unfinished or in a light oak stain
- 2 door designs – plain and marginal fret
- Factory glazed with 24mm Low E toughened insulating glass units as standard
- Multi point locking

- Hardware available in brushed silver as standard or polished titanium gold optional
- Trickle ventilation provided through the top rail of the doors
- Double Doorset sill 170mm, Sidelights sill 170mm, Dwarf lights sill 158mm – all hardwood with aluminium thresholds
- Maranti hardwood sill as standard.

Performance:

- U Value is 1.5 W/m²K
- Exposure rating 1200Pa

Fitting

Supplied in an easy to assemble flat-pack form where the frame and door components are pre-machined ready to receive the hinges, handles, trickle vents and rain deflectors.

Marginal Fret Design

This design is achieved by using the Simulated Divided Light (SDL) slim fret system which is permanently fixed to both sides of the insulating glass unit. Only applies to 600mm wing light option.



Canberra stain choices



Golden Oak

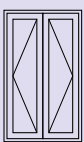
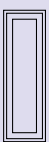
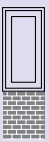
Dark Oak



The mark of responsible forestry



Canberra Oak French Patio and Wing Lights

	Actual Frame Size Width X Height			Actual Frame Size Width X Height			Actual Frame Size Width X Height		
	Actual product size with sub-frame			Actual product size with sub-frame			Actual product size with sub-frame		
Unfinished	1194mm X 2094mm	CFD12X	£1,826.34	300mm X 2094mm	CFD30X	£633.11			
	1494mm X 2094mm	CFD15X	£2,024.07	450mm X 2094mm	CFD45X	£730.51	450mm X 1494mm	CFD45XDL	£565.04
	1794mm X 2094mm	CFD18X	£2,194.92	600mm X 2094mm	CFD60X	£799.29	600mm X 1494mm	CFD60XDL	£632.97
Light Oak Stained	1194mm X 2094mm	CFD12X-SFF	£2,056.51	300mm X 2094mm	CFD30X-SFF	£763.50			
	1494mm X 2094mm	CFD15X-SFF	£2,254.23	450mm X 2094mm	CFD45X-SFF	£860.90	450mm X 1494mm	CFD45XDL-SFF	£695.44
	1794mm X 2094mm	CFD18X-SFF	£2,425.08	600mm X 2094mm	CFD60X-SFF	£929.69	600mm X 1494mm	CFD60XDL-SFF	£763.36



Canberra Oak French Marginal Fret Patio and Wing Lights

	Actual Frame Size Width X Height			Actual Frame Size Width X Height			Actual Frame Size Width X Height		
	Actual product size with sub-frame			Actual product size with sub-frame			Actual product size with sub-frame		
Unfinished	1194mm X 2094mm	CFD12XMB	£2,096.92	300mm X 2094mm	CFD30XMB	£685.85			
	1494mm X 2094mm	CFD15XMB	£2,338.53	450mm X 2094mm	CFD45XMB	£810.83	450mm X 1494mm	CFD45XDLMB	£626.37
	1794mm X 2094mm	CFD18XMB	£2,553.26	600mm X 2094mm	CFD60XMB	£907.20	600mm X 1494mm	CFD60DLMB	£712.33
Light Oak Stained	1194mm X 2094mm	CFD12XMB-SFF	£2,327.09	300mm X 2094mm	CFD30XMB-SFF	£816.25			
	1494mm X 2094mm	CFD15XMB-SFF	£2,568.69	450mm X 2094mm	CFD45XMB-SFF	£941.23	450mm X 1494mm	CFD45XDLMB-SFF	£756.77
	1794mm X 2094mm	CFD18XMB-SFF	£2,783.42	600mm X 2094mm	CFD60XMB-SFF	£1,037.59	600mm X 1494mm	CFD60DLMB-SFF	£842.73

For brickwork opening sizes allow 6mm tolerance width and height on patio doorsets and 6mm on height only for sidelights and dwarf lights.

Oakfold

Folding Sliding Patio Doorset

These oak sliding folding doors are for properties that are either period or modern style and inspires an enriched lifestyle, bringing the outside indoors. Your inside living space instantly extends when folding the door leaves back fully. With full height glazed doors bringing in maximum light on both summer and winter days, your property can reap the benefits.

The Oakfold has fully reversible 44mm thick doors, which allow you to hang from either the left or right to your preference. Manufactured using an oak veneer, for a truly striking appearance, they are designed to provide a top quality patio, at affordable prices.

Specification

The folding doors come complete with a premium weather seal system, keeping out draughts and water egress.

The timber aluminium composite sill is designed for long standing durability.

Installation

A suitable lintel is required for correct installation. The instructions provide an easy to follow step by step guide. The frame is supplied in a pack for site assembly. The doors are supplied glazed, pre-drilled and packed separately. Full fitting instructions and a lintel specification sheet are available to download from our website by www.jeld-wen.co.uk

Oakfold Design:

- 44mm thick door leaves
- 16mm Low E Argon filled insulating glass units
- Oakfold available unfinished or fully finished
- Satin silver finish fittings
- Whole product U Value of 1.8W/m²K
- Energy efficient to Building Regulations Approved Document L – 2008
- Fitted double glazed units
- Six different width sizes available
- Standard height 2100mm
- Multi-point locking system
- Aluminium 140mm sill

Oakfold fully finish option

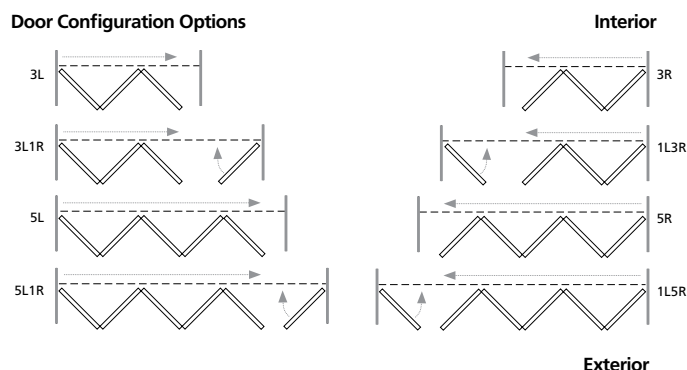


Golden Oak



Above: Images of brushed chrome hardware

Door Configuration Options





External View



Internal View

Oakfold – Fully Finished

Actual Frame Size Width X Height	No of Doors	Door configuration when viewed from outside	Code	Price
1794mm X 2094mm	3	3L OR 3R	SMF18	£3,424.70
2094mm X 2094mm	3	3L OR 3R	SMF21	£3,584.97
2394mm X 2094mm	3	3L OR 3R	SMF24	£3,636.17
2994mm X 2094mm	4	3L1R OR 1L3R	SMF30	£4,777.00
3594mm X 2094mm	5	5L OR 5R	SMF36	£5,504.90
4194mm X 2094mm	6	5L1R OR 1L5R	SMF42	£6,339.65
Thermal Performance = 1.8W/m²K Only				

Oakfold – Unfinished

Actual Frame Size Width X Height	No of Doors	Door configuration when viewed from outside	Price
1794mm X 2094mm	3	3L OR 3R	OAKSL1800 £2,902.70
2394mm X 2094mm	3	3L OR 3R	OAKSL2400 £3,275.56
2994mm X 2094mm	4	3L1R OR 1L3R	OAKSL3000 £4,419.72
3594mm X 2094mm	5	5L OR 5R	OAKSL3600 £5,226.65
4194mm X 2094mm	6	5L1R OR 1L5R	OAKSL4200 £6,189.39
4794mm X 2094mm	6	5L1R OR 1L5R	OAKSL4800 £6,782.62
Thermal Performance = 1.8W/m²K Only			

For brickwork opening sizes allow 11mm tolerance width and height.

See how the
Oakfold folding
sliding patio operates
on JELD-WEN TV
[www.youtube.com/
jeldwenuk](http://www.youtube.com/jeldwenuk)

JELD-WEN
WINDOWS & DOORS
TV



Patio
Oakfold French
Doorset



Oakfold

French Doorset

The attractive new Oakfold French doorset is the perfect complement to our folding sliding Oakfold door, creating an attractive, uniform look and a light and airy living space in a home.

The Oakfold patio door range is available in a 44mm engineered oak, veneered design, which is supplied stained in golden oak or unfinished for your choice of finishing.

The Oakfold French doorset comes complete with silver hinges handles and multi point locking to ensure security and aesthetic appeal. The result is a great value French doorset that will enhance any home, whether traditional or contemporary in style.

Oakfold French Design:

- FSC certified
- 44mm door leaves that open in or out as specified
- Factory glazed with 16mm Low E toughened insulating glass units as standard
- Multi point locking
- Hardware available in satin silver finish only
- Trickle ventilation provided through the head of the doorset
- 160mm timber sill with aluminium thresholds
- Available in fully finished Golden oak or unfinished.

Performance:

- U Value is 1.8 W/m²K

Fitting

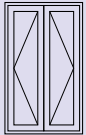
Supplied in an easy to assemble flat-pack form where the frame and door components are pre-machined ready to receive the multi-point locking system, hinges, handles and trickle vents.

Oakfold fully finish option

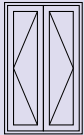


Golden Oak

Oakfold French – Finished

Actual Frame Size Width X Height			
	Actual product size with sub-frame		
Golden oak stain	1190mm x 2090mm	SMFD12X	£1,587.60
	1490mm x 2090mm	SMFD15X	£1,706.67
	1790mm x 2090mm	SMFD18X	£1,826.58

Oakfold French – Unfinished

Actual Frame Size Width X Height			
	Actual product size with sub-frame		
Unfinished	1190mm x 2090mm	OFD12X	£1,348.20
	1490mm x 2090mm	OFD15X	£1,470.00
	1790mm x 2090mm	OFD18X	£1,584.45

For brickwork opening sizes allow 10mm tolerance width and height.



Doorset
DreamVu™
Aluminium
Clad



Patio doors have been a popular choice for home improvements for a number of years, adding light and space to your home without the need to extend it or move house. DreamVu™ Doorsets are the ideal way to improve your home as they're manufactured using the very best materials and provide the ultimate insulation and security. The range offers doorsets both in timber and aluminium clad timber with similarly high levels of performance and low U Values.

Designed to offer architects and developers a solution to meet the requirements for the Code for Sustainable Homes using a market leading UK manufacturer. It also gives the self-builder an environmentally friendly energy saving solution to fit their design requirements.

DreamVu™ Design:

- FSC Chain of Custody certified timber
- Engineered laminated softwood frame
- Aluminium clad timber option – externally aluminium clad with any RAL colour available
- 64mm door leaves
- Open in and open out with single and double doorset options
- 28mm – 36mm double and triple insulated glazing unit capability, with range of gas filled options dependent on whole doorset U Value required
- Low level aluminium 145mm sill
- Externally beaded glazing

- Multi point locking with shoot bolts
- Adjustable butt hinges in silver and gold effect finish
- Factory finished paint in standard options
- Hardware is in a silver effect finish as standard, gold effect is optional

Performance:

- U Value range from 1.8-1.0W/m²K
- Meeting the requirement of approved document 'L' and its low level threshold gives the mobility access, achieving Part 'M' requirements
- Exposure rating 1200pa
- Air permeability Class 4
- PAS-23 and PAS-24 Compliance (Tested to Secured by Design scheme standards)



Important

Only use Hi-Build paint or stain on a JELD-WEN patio doorset.



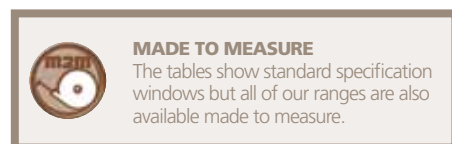
DreamVu™ Doorsets

Actual Frame Size Width X Height	Description		All Timber Code	Price	Aluminium Code	Clad Price
844mm X 2088mm	SINGLE DOORSET	OPEN OUT OPEN IN	HPDT8X* HPDT8N*	£1,185.52 £1,154.54	HPDC8X/A* HPDC8N/A*	POA POA
920mm X 2088mm	SINGLE DOORSET	OPEN OUT OPEN IN	HPDT9X* HPDT9N*	£1,223.05 £1,191.97	HPDC9X/A* HPDC9N/A*	POA POA
1188mm X 2088mm	DOUBLE DOORSET	OPEN OUT OPEN IN	HPDT12X HPDT12N	£1,626.97 £1,575.45	HPDC12X HPDC12N	POA POA
1488mm X 2088mm	DOUBLE DOORSET	OPEN OUT OPEN IN	HPDT15X HPDT15N	£1,801.39 £1,748.86	HPDC15X HPDC15N	POA POA
1788mm X 2088mm	DOUBLE DOORSET	OPEN OUT OPEN IN	HPDT18X HPDT18N	£1,929.40 £1,876.30	HPDC18X HPDC18N	POA POA

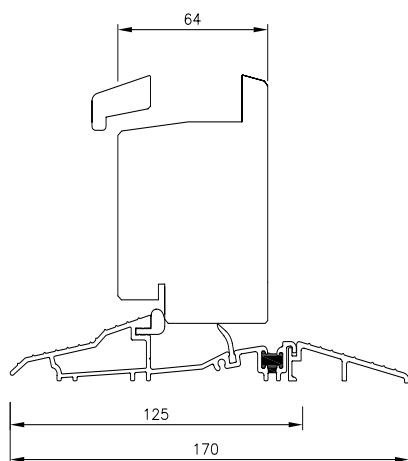
POA=Price on application

/A*= Left hand hung. For opposite frame, please change the 'A' to an 'O'.

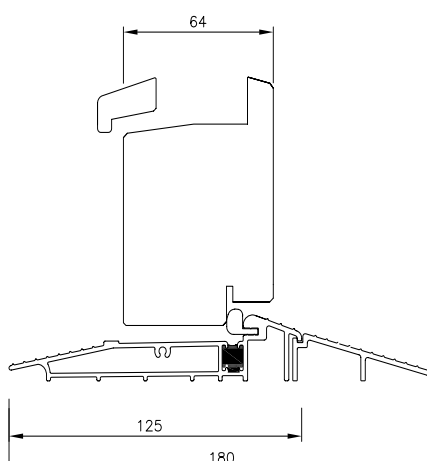
For brickwork opening sizes allow 12mm tolerance width and height.



Sill Detail



Inward Opening



Outward Opening





Doorset
Farndale
with fan light



Farndale

French Single or Double Doorset

The Farndale doorset features an attractive, contemporary design, with slim timber sections to maximise the glazed area, helping to create a light airy living space. This innovative new doorset provides enhanced thermal performance and meets the latest updates to Part L Building Regulations.

Both the single and double doorset come with the option of sidelights or a top fixed fanlight above the door. For customers looking to maximise the amount of light into the home, doors are available full height glazed. To complement the style of any property, doors are also available with mid rails, raised and fielded bottom panels and fretwork.

Farndale Design:

- Chain of Custody certified timber
- FSC softwood; engineered softwood core
- 54mm door leaf
- 28mm insulated glazing unit, double or triple glazed dependent on whole doorset U Value required
- Multi-point locking system for enhanced security
- Trickle ventilation through the top rail of the door leaf
- Externally beaded drained and vented system
- Standard 170mm Meranti timber sill

Performance:

- U Value ranging from 1.7-1.1 W/m²K
- Exposure rating of 1200Pa
- Available tested to PAS-23 and PAS-24, meeting the requirements of Secured by Design scheme standards

Softwood Conservation Fret

Now available on the Farndale Doorset range as an optional extra.

The standard Farndale doorset has a whole product U Value of 1.6 W/m²K, with a base coat stain.

Hardware

Standard

- Brown hinges
- Silver effect fittings

Optional

- Brown, chrome effect or gold effect hinges
- Gold effect fittings

Weather Protection

For those more exposed locations aluminium rain deflectors are supplied loose for on-site fitting.

Configuration Options

You can order Farndale doors to open in or out. Right hand door opens first when viewed from outside. We can supply the doors with a window attachment and continuous head. Please contact our estimating department on **0845 122 2892** for more information. As well as the double configuration, the Farndale is available as a single doorset.

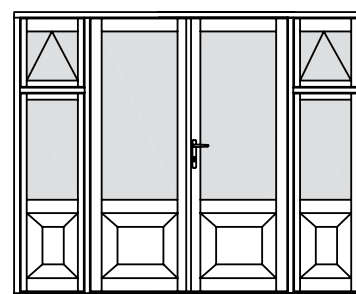
Enhanced Security Options

When ordering Secured By Design Farndale from the tables please specify open in or out at the time of ordering.

Design your own Farndale doorset

Farndale is available in a number of unique configurations, please speak to our Estimating Team regarding optional side lights and fan lights.

This design illustrates one of many available configurations.



Important

Only use Hi-Build paint or stain on a JELD-WEN patio doorset.



For further details on designs & prices please visit our website www.jeld-wen.co.uk or pick up a copy of our Windows Trade catalogue



Wellington

White Folding Sliding Patio Doorset

Wellington folding sliding doors add a wonderful new feature to any home. Functional and practical the full height glazed door panels ensure the maximum amount of light is brought into your home all year round.

The doorsets are manufactured using Chain of Custody certified material; softwood fully finished white. The product is aimed at developers or homeowners who are in a situation to replace or design their brick work opening around a standard frame size. This is the most cost-effective way of purchasing a folding sliding doorset without compromising on quality.

The top-hung hardware provides an effortless, finger tip smooth sliding operation, and the locking bolts on the doors enable the Wellington doorset to be used as a single entrance door leaf.

Wellington Design:

- FSC Chain of Custody certified timber
- Softwood fully finished white
- 44mm door leaves
- 16mm Low E Argon filled insulating glass units

- Multi-point locking
- Top hung Centor hardware supplied, for effortless operation
- Key lockable drop bolts, where required
- Hardware available in satin silver finish
- Trickle ventilation provided through the frame head
- Aluminium 140mm sill

Performance:

- Whole product U Value of 1.8W/m²K, meeting the requirements of Approved document 'L'
- Exposure rating of 1200Pa
- Tested to BS6375:Part 1:2004 Performance of windows and doors

Installation

Installation detail is the same as the Oakfold, see page 128 for more details.



Above: Images of brushed stainless steel hardware

FSC Softwood Factory Finished White

Actual Frame Size Width X Height	No of Doors	Door configuration when viewed from outside	Code	Price
1794mm X 2094mm	3	3L or 3R	WELL18SW	£3,346.79
2094mm X 2094mm	3	3L or 3R	WELL21SW	£3,684.03
2394mm X 2094mm	3	3L or 3R	WELL24SW	£3,420.25
2994mm X 2094mm	4	3L1R or 1L3R	WELL30SW	£5,993.51
3594mm X 2094mm	5	5L or 5R	WELL36SW	£6,732.54
4194mm X 2094mm	6	5L1R or 5R1L or 3L3R	WELL42SW	£7,448.20
Thermal Performance = 1.8W/m²K Only				

For brickwork opening sizes allow 11mm tolerance width and height.



See how the Wellington folding sliding patio operates on JELD-WEN TV

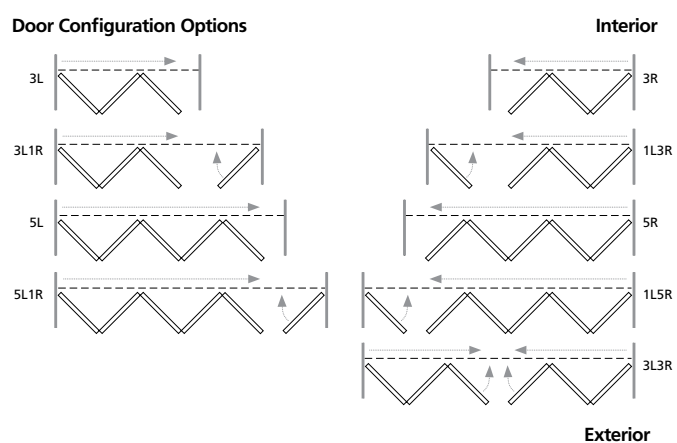
www.youtube.com/jeldwenuk



Patio
Wellington
Softwood



Door Configuration Options



Wellington

Hardwood Folding Sliding Patio Doorset

Wellington folding sliding doors add a wonderful new feature to any home. Functional and practical the full height glazed door panels ensure the maximum amount of light is brought into your home all year round.

The doorsets are manufactured using Chain of Custody certified material; solid hardwood unfinished. The product is aimed at developers or homeowners who are in a situation to replace or design their brick work opening around a standard frame size. This is the most cost-effective way of purchasing a folding sliding doorset without compromising on quality.

The top-hung hardware provides an effortless, finger tip smooth sliding operation, and the locking bolts on the doors enable the Wellington doorset to be used as a single entrance door leaf.

Wellington Design:

- FSC Chain of Custody certified timber
- Solid Hardwood unfinished
- 44mm door leaves

- 16mm Low E Argon filled insulating glass units
- Multi-point locking
- Top hung Centor hardware supplied, for effortless operation
- Key lockable drop bolts, where required
- Hardware available in satin silver finish
- Trickle ventilation provided through the frame head
- Aluminium 140mm sill

Performance:

- Whole product *U* Value of 1.8W/m²K, meeting the requirements of Approved document 'L'
- Exposure rating of 1200Pa
- Tested to BS6375:Part 1:2004 Performance of windows and doors

Installation

Installation detail is the same as the Oakfold, see page 128 for more details.

See how the Wellington folding sliding patio operates on JELD-WEN TV

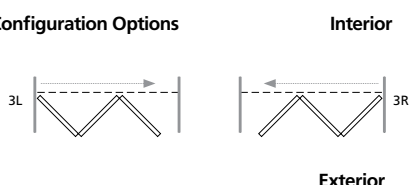
www.youtube.com/jeldwenuk



Solid FSC Brazilian Hardwood Unfinished

Actual Frame Size Width X Height	No of Doors	Door configuration when viewed from outside	Code	Price
1794mm X 2094mm	3	3L or 3R	WELL18HU	£2,932.76
2094mm X 2094mm	3	3L or 3R	WELL21HU	£3,105.27
2394mm X 2094mm	3	3L or 3R	WELL24HU	£3,323.42
Thermal Performance = 1.8W/m ² K Only				

Door Configuration Options



Patio
Wellington
Hardwood



Patio
Wellington
French Doorset



Wellington

White French Doorset

The attractive new Wellington French doorset is the perfect complement to our folding sliding Wellington door, creating an attractive, uniform look and a light and airy living space in a home.

The Wellington patio door range is available in a 44mm engineered softwood design, which is supplied fully finished in white, providing a superior appearance and long lasting performance.

The Wellington French doorset comes complete with silver hinges, handles and multi point locking to ensure security and aesthetic appeal. The result is a great value French doorset that will enhance any home, whether traditional or contemporary in style.

Wellington French Design:

- FSC certified engineered softwood fully finished in white
- 44mm door leaves that open in or out as specified
- 2 door designs – plain and Georgian fret
- Factory glazed with 16mm Low E toughened insulating glass units as standard
- Multi point locking
- Hardware available in satin silver finish only
- Trickle ventilation provided through the head of the doorset
- 160mm timber sill with aluminium thresholds

Performance:

- U Value is 1.8 W/m²K

Fitting

Supplied in an easy to assemble flat-pack form where the frame and door components are pre-machined ready to receive the multi-point locking system, hinges, handles and trickle vents.

Georgian Design

This design is achieved by using the Simulated Divided Light (SDL) slim fret system which is permanently fixed to both sides of the insulating glass unit.

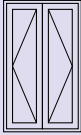




Important

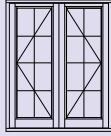


Simulated bars do not match York Fret on windows.



Wellington French Patio Doorset and Wing Lights

Actual Frame Size Width X Height				Actual Frame Size Width X Height				Actual Frame Size Width X Height			
											
1190mm X 2090mm	OUT	WFD12X	£1,422.41	300mm X 2090mm	OUT	WFD30X	£481.72				
1490mm X 2090mm	OUT	WFD15X	£1,552.64	450mm X 2090mm	OUT	WFD45X	£531.89	450mm X 1490mm	OUT	WFD45XDL	£421.49
1790mm X 2090mm	OUT	WFD18X	£1,660.60	600mm X 2090mm	OUT	WFD60X	£582.07	600mm X 1490mm	OUT	WFD60XDL	£471.67
1190mm X 2090mm	IN	WFD12N	£1,422.41	300mm X 2090mm	IN	WFD30N	£481.72				
1490mm X 2090mm	IN	WFD15N	£1,552.64	450mm X 2090mm	IN	WFD45N	£531.89	450mm X 1490mm	IN	WFD45NDL	£421.49
1790mm X 2090mm	IN	WFD18N	£1,660.60	600mm X 2090mm	IN	WFD60N	£582.07	600mm X 1490mm	IN	WFD60NDL	£471.67

Wellington French Georgian Patio Doorset and Wing Lights

Actual Frame Size Width X Height				Actual Frame Size Width X Height				Actual Frame Size Width X Height			
											
1190mm X 2090mm	OUT	WFD12XAB	£1,764.11	300mm X 2090mm	OUT	WFD30XAB	£516.81				
1490mm X 2090mm	OUT	WFD15XAB	£1,847.58	450mm X 2090mm	OUT	WFD45XAB	£577.02	450mm X 1490mm	OUT	WFD45XDLAB	£456.59
1790mm X 2090mm	OUT	WFD18XAB	£2,061.28	600mm X 2090mm	OUT	WFD60XAB	£637.24	600mm X 1490mm	OUT	WFD60XDLAB	£516.80
1190mm X 2090mm	IN	WFD12NAB	£1,764.11	300mm X 2090mm	IN	WFD30NAB	£516.81				
1490mm X 2090mm	IN	WFD15NAB	£1,847.58	450mm X 2090mm	IN	WFD45NAB	£577.02	450mm X 1490mm	IN	WFD45NDLAB	£456.59
1790mm X 2090mm	IN	WFD18NAB	£2,061.28	600mm X 2090mm	IN	WFD60NAB	£637.24	600mm X 1490mm	IN	WFD60NDLAB	£516.80

For brickwork opening sizes allow 10mm tolerance width and height on patio doorsets and 10mm on height only for sidelights and dwarf lights.

Important

Simulated bars do not match
York Fret on windows.



Patio
Wellington
French Doorset



Fenton

Sliding Patio Doorset

The Fenton's attractive slimline frame provides the largest possible glazed area, flooding the property with natural light and creating the airy, spacious feeling which is so popular with today's home buyers.

The Fenton is available as a double and single sliding door and in a wide range of widths and with left-hand, right-hand or double openings, which means it can be specified to suit exact project requirements.

Fenton Design

- Drained and vented externally beaded system
- 165mm Aluminium sill
- 54mm thick door leaves
- FSC certified engineered softwood
- 6-point hook locking system
- Smooth sliding action with the use of nylon runners
- Maximising performance of current glazing technologies to achieve low *U* Values
- Primed ready for finishing as standard

Hardware

- The Fenton sliding patio door comes with stunning satin fittings as standard

Performance

- *U* Value of 1.6W/m²K down to 1.0W/m²K TG & 1.3W/m²K DG
- 1.6W/m²K as standard

Glazing

All Fenton doors are fitted with Low E 28mm insulating glass units, manufactured using tempered safety glass in slimline sections.

We also offer the following options:

- Diamond and rectangular leaded designs (proportions may differ from those in our window ranges)
- Georgian or marginal bar-style fretting to provide Simulated Divided Lights, compatible with our window ranges

Fenton Double Slider

To achieve maximum opening width, the Fenton is available in a double sliding option. The continuous head and sill create a neat overall appearance.

Wing Lights (coupled) for Patio Doors

To give you more options when designing your patio doors or conservatory, you can use wing lights in conjunction with any Fenton patio door.

Configuration Options

When ordering, please state whether you would like the left hand or right hand door to slide open when viewed from the outside.



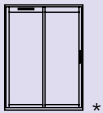
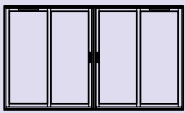
Important

Only use Hi-Build paint or stain on a JELD-WEN patio doorset.






Fenton Patio Doors

Actual Frame Size with Sub-Frame Width X Height					
SOFTWOOD FENTON LEFT HAND SLIDING	1588mm X 2088mm	FE16LE/L	£1,331.20		
	1788mm X 2088mm	FE18LE/L	£1,411.48		
	2088mm X 2088mm	FE21LE/L	£1,544.05		
	2388mm X 2088mm	FE24LE/L	£1,657.53		
SOFTWOOD FENTON RIGHT HAND SLIDING	1588mm X 2088mm	FE16LE/R	£1,331.20		
	1788mm X 2088mm	FE18LE/R	£1,411.48		
	2088mm X 2088mm	FE21LE/R	£1,544.05		
	2388mm X 2088mm	FE24LE/R	£1,657.53		
SOFTWOOD FENTON DOUBLE SLIDER	3576mm X 2088mm			FE36LE	£2,919.66
	4176mm X 2088mm			FE42LE	£3,132.33
	4776mm X 2088mm			FE48LE	£3,353.07
Thermal Performance Catalogue List Price = 1.6W/m²K, Range Available 1.8-1.0W/m²K					

Fenton Wing Lights

Actual Frame Size with Sub-Frame Width X Height			
SOFTWOOD STAINED WING LIGHT	960mm X 2088mm	FEWLALE	£927.43
	1110mm X 2088mm	FEWLBLE	£982.94
	1260mm X 2088mm	FEWLCLE	£1,042.91

* Please state either left hand or right hand door to slide open when viewed from outside the patio.
For brickwork opening sizes allow 12mm tolerance width and height.
Supplied with 4000mm² ventilators only (applicable to 1588mm patio only).



External Door Frames

NEW
Oak flatpack
& assembled
frames now
available

All external door frames are designed for long-lasting performance and easy installation.

Features and Benefits include:

- Assembled oak veneer door frames are available to complement oak Stormsure window ranges and oak veneer doors, these are made to order. Flatpack oak veneer door frames are available from stock.
- Manufactured from quality redwood with hardwood cills as standard where applicable
- Rebated to suit 44mm doors
- 170mm standard sill
- 140mm optional sill
- Fitted heavy duty PVC waterbar
- Supplied with a harmonising basecoat stain ready for on-site finishing
- Fully finished door frames available to special order
- Factory-glazed front entrance frames available to special order including PATT 70, PATTSC, Vertical Bar, see page 154.
- Factory-glazed fixed top lights available on storey height frames available to special order, see page 154.
- 140mm sill only for oak doorframe

For more information on Building Regulations Part 'L', please refer to our Timber Windows Specification Guide, available at www.jeld-wen.co.uk

Factory Finish Options



Primed (Cream)
for site finishing

Standard
basecoat stain
for site finishing
(softwood only)

Hardwood
harmonising
basecoat stain
for site finishing

Oak Veneer Timber Option



Door Frame and Threshold

Building Regulations Part 'M' Mobility Amendment requires disabled access into buildings to be over a threshold no higher than 15mm (as illustrated on page 154).

Mobility

We can supply entrance frames fitted with mobility cills. Entrance frames without a cill to the door opening are available to special order.

With these frames, we supply a low-level threshold. This threshold pack is delivered loose for on-site fixing.

Note: This will reduce the overall height of the frame. A head packer can be fitted if required.

Forestry Stewardship Council

All our softwood door frames are certified by the Forestry Stewardship Council Chain of Custody.

Optional Finishes

For extra durability we strongly recommend that you purchase primed door frames for external use. Primed frames are guaranteed for 3 months, base coat stained frames are guaranteed for 1 month before site decoration is required. Please state "primed" or "stained" when ordering.





Assembled Door Frames

Imperial Weatherstripped with Cill

To suit imperial doors 1981mm (6'6") high and 2036mm (6'8") high											
		INWARD OPENING		INWARD OPENING		OUTWARD OPENING		OUTWARD OPENING			
BRICKWORK WIDTH	DOOR WIDTH										
		HEIGHT 2081mm		HEIGHT 2132mm		HEIGHT 2081mm		HEIGHT 2132mm			
Softwood		Code	Price	Code	Price	Code	Price	Code	Price		
1011mm	914mm (3'0")	FN30M	£102.11	FN28M	£98.76	FX30M	£102.11	FX28M	£98.76		
935mm	838mm (2'9")	FN29M	£86.61			FX29M	£86.61				
910mm	813mm (2'8")	FN26M	£83.77			FX26M	£83.77				
859mm	762mm (2'6")					FX26M	£83.77				
783mm	686mm (2'3")					FN23M	£80.93			FX23M	£80.93
Hardwood		Code	Price	Code	Price	Code	Price	Code	Price		
1011mm	914mm (3'0")	FN30MH	£190.87			FX30MH	£190.87				
935mm	838mm (2'9")	FN29MH	£186.61			FX29MH	£186.61				
859mm	762mm (2'6")	FN26MH	£182.37			FX26MH	£182.37				
Oak		Code	Price	Code	Price	Code	Price	Code	Price		
1011mm	914mm (3'0")	OFN30M	£211.15	OFN28M	£207.84	OFX30M	£211.15	OFX28M	£207.84		
935mm	838mm (2'9")	OFN29M	£209.49			OFX29M	£209.49				
910mm	813mm (2'8")	OFN26M	£206.18			OFX26M	£206.18				
859mm	762mm (2'6")					OFX26M	£206.18				

Actual sizes are 5mm less than those shown.

Imperial Weatherstripped no Cill

To suit imperial doors 1981mm (6'6") high					
		INWARD AND OUTWARD OPENING		INWARD AND OUTWARD OPENING	
BRICKWORK WIDTH	DOOR WIDTH				
		HEIGHT 2036mm		HEIGHT 2087mm	
Softwood		Code	Price	Code	Price
1011mm	914mm (3'0")	F30	£77.47	F28	£67.03
935mm	838mm (2'9")	F29	£66.59		
910mm	813mm (2'8")				
859mm	762mm (2'6")	F26	£65.30		
783mm	686mm (2'3")	F23	£64.01		
Hardwood		Code	Price	Code	Price
1011mm	914mm (3'0")	F30H	£168.65		
935mm	838mm (2'9")	F29H	£165.86		
859mm	762mm (2'6")	F26H	£163.07		

Actual sizes are 5mm less than those shown.

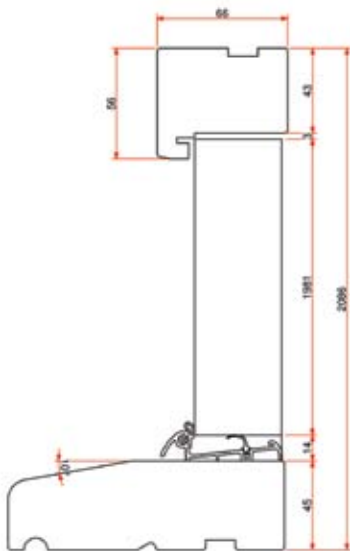
† Suitable for use with separate threshold.

Assembled Door Frames

Mobility Imperial Weatherstripped

To suit imperial doors 1981mm (6'6") high									
		INWARD OPENING		INWARD AND OUTWARD OPENING		INWARD OPENING PLUS GLAZING OPTIONS		INWARD AND OUTWARD OPENING PLUS GLAZING OPTIONS	
BRICKWORK WIDTH	DOOR WIDTH		HEIGHT 2091mm		HEIGHT 2046mm		HEIGHT 2400mm		HEIGHT 2400mm
Softwood		Code	Price	Code	Price	Code	Price	Code	Price
1011mm	914mm (3'0")	FN30M-MOB	£106.77	F30M	£77.85	VFN30M-MOB	£150.40	VF30M	£135.94
935mm	838mm (2'9")	FN29M-MOB	£101.65	F29M	£76.37	VFN29M-MOB	£146.63	VF29M	£139.70
Hardwood		Code	Price	Code	Price	Code	Price	Code	Price
1011mm	914mm (3'0")	FN30MH-MOB	£195.52	F30MH	£169.74	VFN30MH-MOB	£269.02	VF30MH	£260.19
935mm	838mm (2'9")	FN29MH-MOB	£191.69	F29MH	£166.95	VFN29MH-MOB	£262.37	VF29MH	£253.54
Oak		Code	Price						
1008mm	914mm (3'0")	OFN30M-MOB	£211.15						
932mm	838mm (2'9")	OFN29M-MOB	£209.49						

*Extended jambs to allow mobility threshold up to 14mm high.
Actual sizes are 5mm less than those shown.



Flat Pack Door Frames

- Oak option to suit range of oak doors and windows.
- Easily assembly on-site.
- Oak frames supplied unfinished ready for painting or staining
- Weatherstripped

Imperial Weatherstripped

To suit imperial doors 1981mm (6'6") high and 2032mm (6'8") high											
		INWARD OPENING		INWARD/OUTWARD REVERSIBLE CILL		INWARD/OUTWARD REVERSIBLE CILL		INWARD OPENING		OUTWARD OPENING	
BRICKWORK WIDTH	DOOR WIDTH		HEIGHT 2081mm		HEIGHT 2081mm		HEIGHT 2132mm		HEIGHT 2132mm		HEIGHT 2081mm
Softwood		Code	Price	Code	Price	Code	Price	Code	Price	Code	Price
935mm	838mm (2'9")	PFN29M	£98.85					PFN28M	£98.76	PFX29M	£98.85
910mm	813mm (2'8")									PFX26M	£95.61
859mm	762mm (2'6")	PFN26M	£95.61								
Hardwood		Code	Price	Code	Price	Code	Price	Code	Price	Code	Price
935mm	838mm (2'9")	PFN29MH	£177.73	PF29MH	£186.61						
907mm	813mm (2'8")					PF28MH	£188.14				
859mm	762mm (2'6")	PFN26MH	£173.68	PF26MH	£182.37						
Oak		Code	Price	Code	Price	Code	Price	Code	Price	Code	Price
1008mm	914mm (3'0")	POFN30M	£201.09							POFX30M	£201.09
932mm	838mm (2'9")	POFN29M	£199.51							POFX29M	£199.51
907mm	813mm (2'8")							POFN28M	£197.94		
856mm	762mm (2'6")	POFN26M	£196.36							POFX26M	£196.36

To suit imperial doors 1981mm (6'6") high and 2032mm (6'8") high									
		OUTWARD OPENING		INWARD OPENING MOBILITY		INWARD & OUTWARD NO CILL		INWARD & OUTWARD NO CILL	
BRICKWORK WIDTH	DOOR WIDTH		HEIGHT 2132mm		HEIGHT 2081mm		HEIGHT 2036mm		HEIGHT 2087mm
Softwood		Code	Price	Code	Price	Code	Price	Code	Price
935mm	838mm (2'9")			PFN29M-MOB	£104.05	PF29	£76.00		
910mm	813mm (2'8")	PFX28M	£98.76			PF26	£74.53	PF28	£81.76
859mm	762mm (2'6")								
Hardwood		Code	Price	Code	Price	Code	Price	Code	Price
935mm	838mm (2'9")			PF29MH-MOB	£191.69				
907mm	813mm (2'8")								
859mm	762mm (2'6")								
Oak		Code	Price	Code	Price	Code	Price	Code	Price
1008mm	914mm (3'0")			POFN30M-MOB	£209.58				
932mm	838mm (2'9")			POFN29M-MOB	£208.01				
907mm	813mm (2'8")	POFX28M	£197.94						
856mm	762mm (2'6")								

Front Entrance Frames

When ordering, please state "as catalogue" or "opposite catalogue". "as catalogue" means the sidelight is on the left when viewed from the outside.

Factory Glazing

We can supply front entrance frames factory-glazed with a variety of different glass types. Please call our estimating department on **0845 122 2892** for more information.

The range of front entrance frames when factory-glazed with Low E 24mm comply with Building Regulations Approved Document 'L' when fitted as a door set, see page 159 for further information on building regulations.

Mobility

We supply entrance frames (838mm door size) fitted with mobility cills. Entrance frames without a cill to the door opening are available to special order.

With these frames, we supply a low-level threshold. This threshold pack is delivered loose for on-site fixing.

- New dimensionally co-ordinated front entrance frames heights and widths.
- Direct glazed sidelights – no need for separate sidelight.
- Sidelight bottom and mid rail re-designed for a 24mm Low E glazed unit.
- Improved glazing and better insulation performance.
- 170 cill as standard.

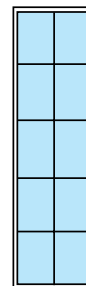
Options

Trickle vents available to special order.


Standard glazing options




PATT 10



PATT SC

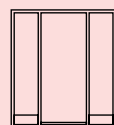
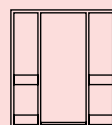


PATT 70



Vertical Bar



Imperial Weatherstripped – Doors open inwards

To suit imperial doors 1981mm (6'6") high									
FRAME WIDTH	DOOR WIDTH		HEIGHT 2091mm		HEIGHT 2091mm		HEIGHT 2091mm		HEIGHT 2091mm
Softwood		Code	Price	Code	Price	Code	Price	Code	Price
1200mm	838mm	FE120029	£158.30			FER120029	£176.75		
1350mm	838mm	FE135029	£163.53			FER135029	£188.20		
1500mm	838mm	FE150029	£168.76			FER150029	£199.66	FERD150029	£207.00
1650mm	838mm	FE165029	£174.00	FED165029	£174.00	FER165029	£211.13	FERD165029	£218.46
1800mm	838mm	FE180029	£178.62	FED180029	£179.24	FER180029	£222.59	FERD180029	£229.92
2100mm	838mm			FED210029	£189.72			FERD210029	£252.08

Actual sizes are 5mm less than those shown.


French Casement and Garage Door Frames

Imperial Weatherstripped French Casement

To suit pairs of doors with 12mm rebated meeting stiles					
		INWARD OPENING		OUTWARD OPENING	
FRAME WIDTH	DOOR WIDTH				
		HEIGHT 2081mm		HEIGHT 2081mm	
Softwood		Code	Price	Code	Price
1609mm	2 X 762mm	FN40115M	£127.63	FX40115M	£127.64
1761mm	2 X 838mm	FN5055M	£134.12	FX5055M	£134.12
1265mm	PAIR 1168mm	FN310M	£112.93	FCP126310	£112.93

Actual sizes are 5mm less than those shown.

Flat Pack Garage Door Frame

To suit pairs of doors with 12mm rebated meeting stiles				
2052mm (1981mm HIGH DOORS) 2205mm (2134mm HIGH DOORS) WHEN ASSEMBLED THE FRAMES HAVE DOOR OPENINGS OF THE SIZES SHOWN. THEY ARE INTENDED FOR USE WITH WOOD, GRP OR STEEL DOORS WHICH ALLOW FOR THE REQUIRED CLEARANCE. WHEN USING TIMBER SIDE-HUNG GARAGE DOORS, A SUITABLE STOP WILL BE REQUIRED (NOT SUPPLIED).				
FRAME WIDTH	DOOR WIDTH	DOOR HEIGHT		
Softwood			Code	Price
2271mm	2134mm	1981mm	UF7066NS	£82.17
2271mm	2134mm	2134mm	UF7070NS	£89.28
2423mm	2286mm	1981mm	UF7666NS	£88.91
2423mm	2286mm	2134mm	UF7670NS	£91.34
2575mm	2438mm	1981mm	UF8066NS	£91.09
2575mm	2438mm	2134mm	UF8070NS	£98.59
4404mm	4267mm	2134mm	UF14070NS	£124.47

Actual sizes are 5mm less than those shown.

See our range of garage doors on page 119



Fire Resisting Door Frames

We offer a choice of hardwood 60-minute and softwood 30-minute fire resisting door frames suitable for internal and external use. Both are fitted with 15mm x 4mm intumescent strips as standard. All rebates are 12mm deep, and the frames are tested in compliance with BS 476 Part 22.

Hardwood 60-minute Fire Resisting Door Frame Fitted with Smoke and Intumescent Seal/Strips


This FD60 door frame suits a 54mm (2 $\frac{1}{8}$ ") thick door. Fitted with one set of 15mm x 4mm intumescent strip with a smoke seal and one set of 15mm x 4mm intumescent strip.

Softwood 30-minute Fire Resisting Door Frame Fitted with Intumescent Strip


Our FD30 door frame suits a 44mm (1 $\frac{3}{4}$ ") thick door. Frames available from stock are fitted with one set of 15mm x 4mm intumescent strip. Frames fitted with one set of 15mm x 4mm intumescent strip with a smoke seal are available to order or a 25mm intumescent strip and smoke seal.



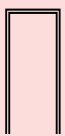


Hardwood 60 minute FD60 Fire Resisting Door Frames fitted with Intumescent Strip

No cill – open in or out			
DOOR SIZE	FRAME SIZE	 FRAME FITTED WITH INTUMESCENT STRIP / SMOKE SEAL	
		Code	Price
1981mm X 762mm (6'6" X 2'6")	2035mm X 856mm (6'8 $\frac{1}{8}$ " X 2'9 $\frac{1}{16}$ ")	DF26FCA4	£162.00
2032mm X 813mm (6'8" X 2'8")	2086mm X 906mm (6'10 $\frac{1}{8}$ " X 2'11 $\frac{1}{16}$ ")	DF28FCA4	£167.12
1981mm X 838mm (6'6" X 2'9")	2035mm X 932mm (6'8 $\frac{1}{8}$ " X 3'0 $\frac{1}{16}$ ")	DF29FCA4	£165.65
2040mm X 726mm	2094mm X 820mm	DF726FCA4	£183.44
2040mm X 826mm	2094mm X 920mm	DF826FCA4	£168.16
2040mm X 926mm	2094mm X 1020mm	DF926FCA4	£172.98





Softwood 30 minute FD30 Fire Resisting Door Frames fitted with Intumescent Strip – Suitable for internal and external use (BWF-CERTIFIRE FD30 standard door frame)

NO CILL – OPEN IN OR OUT				STANDARD CILL 140mm – OPEN IN				FLUSH CILL 78mm – OPEN IN OR OUT			
											
DOOR SIZE	DOOR FRAME SIZE	FRAME FITTED WITH INTUMESCENT STRIP ONLY	FRAME FITTED WITH INTUMESCENT STRIP/SMOKE SEAL	FRAME FITTED WITH INTUMESCENT STRIP ONLY	FRAME FITTED WITH INTUMESCENT STRIP/SMOKE SEAL	FRAME FITTED WITH INTUMESCENT STRIP ONLY	FRAME FITTED WITH INTUMESCENT STRIP/SMOKE SEAL	FRAME FITTED WITH INTUMESCENT STRIP ONLY	FRAME FITTED WITH INTUMESCENT STRIP/SMOKE SEAL	FRAME FITTED WITH INTUMESCENT STRIP ONLY	FRAME FITTED WITH INTUMESCENT STRIP/SMOKE SEAL
1981mm X 762mm (6'6" X 2'6")	2035mm X 856mm (6'8 ¹ / ₈ " X 2'9 ¹ / ₁₆ ")	DF26FCA2 £80.32	SDF26FCA2 £80.32	DF26FCA1 £89.54	SDF26FCA1 £89.54	DF26FCA3 £85.47	SDF26FCA3 £85.47				
2032mm X 813mm (6'8" X 2'8")	2086mm X 906mm (6'10 ¹ / ₈ " X 2'11 ¹ / ₁₆ ")	DF28FCA2 £82.52	SDF28FCA2 £94.18								
1981mm X 838mm (6'6" X 2'9")	2035mm X 932mm (6'8 ¹ / ₈ " X 3'0 ¹ / ₁₆ ")	D29FCA2 £81.85	SD29FCA2 £81.85	DF29FCA1 £91.75	SDF29FCA1 £91.75	DF29FCA3 £87.34	SDF29FCA3 £87.34				
2040mm X 726mm	2094mm X 820mm	DF726FCA2 £116.68	SDF726FCA2 £116.68								
2040mm X 826mm	2094mm X 920mm	DF826FCA2 £94.69	SDF826FCA2 £94.69								
2040mm X 926mm	2094mm X 1020mm	DF926FCA2 £96.98	SDF926FCA2 £96.98								

Actual sizes are 5mm less than those shown.

Technical Reference Guide

Fire Resisting Doors

Range and Choice

Our range of fire resisting doors and doorsets offer an unrivalled choice of types and styles to suit almost every application.

The ever popular flush door is available in the basic paint grade veneer faced or hardboard types, with the same basic design being used to produce beautifully veneered doors in a standard choice of species.

More recently, the advent of the moulded wood fibre door, has introduced a new range of styles from the traditional 6 panel door to continental styles, supplied in fully finished, undercoated or basecoated ready for site decorating with attractive paint finishes.

Performance FD20, FD30*, FD60*

Fire door specifications cover a range of fire ratings. Under the BWF-CERTIFIRE scheme all doors need to be protected by intumescent strips between the sides and top of the frame and the door to give the assurance of reliability in the event of a real fire situation. For FD20 situations, we recommend using FD30* door, lining and intumescent assemblies, common to FD30* installation. These products are designed to protect life: this is the minimum recommendation for JELD-WEN fire resisting doors. For the higher performing FD60* doors, standard plywood doors and veneer doors of this specification are available.

JELD-WEN fire doors are designed to comply with Approved Document B. When specifying doors and hardware you must consider the implications of Approved Document M. For specific guidance contact your local Building Control office.

'Enhanced Security' PAS23/24

A range of fire and security fire doorsets are available to meet the requirements of PAS23/24 and DD171. See page 90-91 for details.

Internal or External Locations

The vast majority of fire resisting applications are internal, within buildings. In certain situations they may be required for external use, mostly in sheltered passageways providing means of escape. External plywood fire resisting doors, as well as glazed panel fire resisting doors are all suitable for these locations.

Glazing

Apertured Fire Doors are only supplied factory-glazed.

Most fire resisting doors are available with a choice of glazing apertures. The solid timber glazed panel types are traditional doors designed for fire resistant glazing.

Flush doors can be supplied ready factory-glazed with clear glass only or can be apertured by specialised local firms similarly certificated under the BWF-CERTIFIRE scheme. Please refer to the BWF-CERTIFIRE directory for details of your local specialist. www.bwfcertifire.org.uk

Note

Aperture cutting by any other party automatically invalidates the BWF-CERTIFIRE certification.

Certification

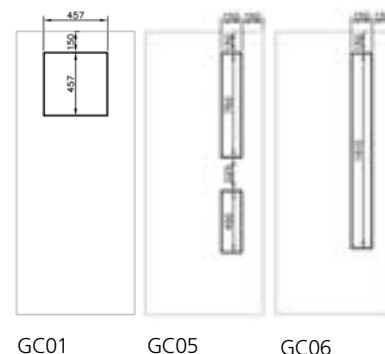
For years now JELD-WEN fire resisting doors have come with the added assurance of the BWF-CERTIFIRE third party certification scheme. All our specifications and manufacturing methods are rigorously assessed with periodic inspections and full fire tests for audit purposes providing the evidence necessary for continued compliance.

The BWF-CERTIFIRE label gives everyone involved with fire door installations, the assurance needed: look for the label on the top edge of the door.

Note

No special apertures available.

Aperture Dimensions



Installation Instructions

Instruction for installation and use are available on our website www.jeld-wen.co.uk.

It is JELD-WEN's policy to maintain these as the primary source of all product instructions. These are particularly important for all fire and other safety products and must be followed.



Unique traceability ensured under the BWF-CERTIFIRE fire resisting door certification scheme.

*FD30/FD60 when fitted in appropriate frame with intumescent strips in jambs and head or top and long edges of door. In accordance with instructions.

Technical Reference Guide

Enhanced Security Fire Resisting Doorsets

A range of flat entrance doorsets are available for use in internal situations where enhanced security, FD30* Fire Performance and Approved Document E of Building Regulations 2003 compliant.

Doorsets are supplied pre-hung in a softwood or hardwood door frame fitted with intumescent strip and drop down threshold seals. Hardware includes 3 security hinges, multi-point locking system and handles with thumb turn facility. Please contact our estimating department for prices on 0845 122 2891.

Acoustic Requirements

Approved Document E of the Building Regulations 2003: Resistance to the Passage of Sound. In situations where a fire resisting door is used as an entrance door for flats into a corridor, it is now required to have a minimum mass per unit area of 25kg/m² or a minimum sound reduction index of 29dB Rw.

JELD-WEN FD60* doors exceed the 25kg/m² requirement and some FD30* doors can achieve the sound reductions index when fitted with an appropriate seal to the edges and threshold.

FD30* doorsets will be supplied with IS1212 and IS8010Si threshold seals together with intumescent strips. A range of FD30* acoustic performance doorsets ranging up to 30dB are available to special order. Due to the individual requirements for this range of products, each project is dealt with separately to ensure the correct specification is met.

Building Regulations

Building Regulations, England and Wales. Additional requirements under Scottish Building Regulations

How JELD-WEN can help you comply:

JELD-WEN quoted *U* values in this catalogue cover most products and are provided to assist correct selection. Many JELD-WEN products are also available with alternative, both lower (better) and higher, *U* values to meet particular requirements

Important changes to the Building Regulations (England & Wales) affecting windows and doors were made in 2010. These were, in particular, new editions of Approved Documents L & F, ("Part L" and "Part F"), affecting all new building work and replacement windows and doors with their doorframes (doorsets).

The principle points affecting window and doorset specification and selection are:

Part L "Conservation of Fuel & Power"

- New Build Windows & Doorsets performance is determined by the Building Designer but the *U* value (the thermal performance) of windows and doorsets is now typically be in region of 1.4 to 1.6 (previously 1.8). Absolute maximum permitted is 2.0
- Higher levels of building airtightness can also be designed in to improve whole building performance.
- Replacement windows require a max *U* value of 1.6 or a Window Energy Rating (WER) of "C" or better
- Replacement doorsets with greater than 50% glass area must have max *U* value of 1.8
- Replacement doorsets with less than 50% glazed area are "not notify-able" (to Building Control) but also require a max *U* value of 1.8
- Replacement doors ie doors fitted into original installed frames (unchanged) are outside the scope of the changes but in any event should not be worse than the doors being replaced.
- Centre Pane (glass only) *U* value is no longer accepted as demonstrating compliance, (except in certain historic buildings renovation)

Part F Ventilation ("System 1" background ventilation, usually in windows)

- Total New Build requirements were increased by typically 30% but the minimum per habitable room of 5000mm² Equivalent Area (EA) was unchanged (typically 8000mm² actual area)

- Other ventilation systems ie System 2 Passive Stack Ventilation, System 3 Continuous Mechanical Extract (MEV) and System 4 Continuous Mechanical Supply & Extract with Heat Recovery (MVHR) will be determined by the Building Designer. Requirements for window ventilation will differ from System 1
- JELD-WEN Windows* are supplied standard with 2500mm² EA ventilation for windows below 900mm wide and 5000mm² EA 900mm wide and wider. Addition ventilators on windows over 1700mm wide and "No ventilator" options are available to order. (*excluding Tilt & Turn & DreamVu, used infrequently in System 1 ventilation applications)
- JELD-WEN external doorsets and doorframes are available with ventilators as an option to enable total ventilation requirements to be met.
- Replacement windows require ventilation only if the originals were vented. However good practice recommends ventilation in all cases.

Scottish Building Regulations.

These also changed in 2010 as detailed in the Technical Handbooks published by the Scottish Government. These differ from England & Wales requirements in certain aspects summarised below:

Thermal performance:

- New Build specify that the maximum "area weighted average" *U* value must not exceed 1.8, with no individual element exceeding 3.3
- For replacements the requirements allow an "area weighted average" *U* value of 1.6 with no individual element exceeding 3.3 "C" rated WER windows are allowed (as England & Wales)
- **Ventilation:** The Scottish requirements refer to actual (geometrical) area only with 8000mm² being the requirement for rooms in apartments, 4000mm² in other rooms. Increased areas of ventilation are required for buildings designed with greater levels of airtightness.
- **Security:** This is an additional requirement applicable in Scotland. There are several alternative methods of demonstrating compliance, one being the use of "Secured By Design" approved products ie windows tested to BS7950 and doorsets to PAS23 & PAS24, all available from JELD-WEN UK Ltd.

The above is a brief summary of the major points influencing windows and doorsets and is intended to assist specification of the correct products for dwellings. There are other, different regulations for conservatories and porches. Stated *U* Values of JELD-WEN UK Ltd products are determined in compliance with CE Marking requirements. WERs (Window Energy Ratings) are determined in compliance with BFRC Domestic Window Energy Rating rules.

The responsibility for correct specification remains with the Building Designer (for New Build) or the Installer (for replacement products). If in any doubt customers should always seek the advice of their Local Authority Building Control Department. There may be other regional differences in requirements not included in the above (Northern Ireland, Channel Islands, etc). JELD-WEN UK Ltd does not accept any liability for incorrectly specified product and resulting non compliance with regulations.

The Code for Sustainable Homes

The Code is a major part of the UK Government's plan to reduce new build UK housing to "Zero Carbon" in 2016. It defines levels of improvement required from the base level of the 2006 "Approved Document L", the Code level 2. "Zero Carbon" is defined in Code Level 6

To achieve compliance with a particular level, a points score must be reached or exceeded. Points are awarded for use of materials, equipment, design etc in 9 different categories.

In the private sector it is currently voluntary but is increasingly being used by Building Control Departments to set required standards, in addition to compliance with Building Regulations. All new social housing must be built to a minimum of Code Level 3 Standard.

The use of Chain of Custody certified timber windows can enhance the points score in an overall building assessment.

CIP 10.6.10
Amended 15.2.11
Amended 21.2.11
Amended 11.8.11

Commitments and Guarantees

In keeping with our quality policy, JELD-WEN offers the following guarantees on its products:

TIMBER



40 year guarantee against rot and fungal attack on all external softwood timber components.



30 year guarantee against rot and fungal attack on all external hardwood timber components. This guarantee does not cover oak products.



Solid Oak 30 year guarantee Oak is a naturally durable material and has a natural life time guarantee subject to maintenance and decoration (this excludes oak veneered products)

MANUFACTURING



10 year guarantee against double glazing unit failure on factory-glazed windows.



10 year guarantee against manufacturing defects (including window hardware only). On all products against manufacturing defects (excluding redwood doors, ironmongery, fixtures and fittings –

unless stated otherwise). JELD-WEN will accept no responsibility for products cut down in size after receipt, or when utility or structural strength is impaired in fitting or application of hardware.

STAINED



2 year factory finish guarantee for golden oak finished products, this includes clear lacquer.



6 year factory finish guarantee for mid oak finished products.



6 year factory finish guarantee for dark oak finished products



2 year factory finish guarantee for oak finished, this includes clear lacquered products in accordance with EN927/1-7. Some natural colour changes may occur.

INTEGRAL BLINDS



5 year guarantee on Integral Blinds.

HI BUILD PAINT



10 year factory finish guarantee for pastel colours under normal exposure.



1 year guarantee on dark colours including black under normal exposure conditions for other exposure conditions e.g. industrial/coastal environments these are guaranteed under EN927/1-7



25 year guarantee on Aluminium Clad finish for White RAL 9003, Brown RAL 8017 only.

For detailed care and maintenance instructions of aluminium clad products visit www.jeld-wen.co.uk.

Guarantees on paint and stained finishes

Guarantees provided on paint and stained finishes cover the time period from supply to the first planned maintenance cycle subject to the products being undamaged in use.

An annual inspection is required to ensure that no damage has occurred e.g. through window cleaners ladders, passage of objects through the window/patio or any other damage to the window or patio would require prompt touch up.

At the planned maintenance period the paint film should continue to be in good condition however, may have eroded in projecting areas of the window e.g. the window sill. The planned maintenance should include washing down the windows with a light rub down of the exterior faces and a single coat brush applied application of a matching microporous finish.

The second planned maintenance cycle should be arranged in accordance to the paint manufacturer.

Important

- All primed products must be site finished within 3 months of exposure
- Base coat stained products must be site finished within 1 month of exposure
- Both primed and stained products must be decorated/treated with a suitable with a medium/hi build paint incorporating U.V protection
- Products supplied in the white (no treatment/undecorated) must be decorated in full prior to any exposure if this is not completed all guarantees become void

Quality Assurance

The quality of all the products and services provided by JELD-WEN UK Ltd is fundamental to the success and development of the business.

It is therefore our policy to research and consistently meet the quality requirements of every market segment in which we operate, through the setting of challengingly high specification standards, regular monitoring and reporting of performance, and the implementation of continuous improvement programmes.

We are committed to the training of all our employees in our quality processes, and their personal role in meeting and exceeding our quality standards.

We use ISO 9001:2008 as the structure for the implementation of this policy and are regularly assessed by a recognised accreditation organisation for compliance with this standard.

Engineered Material

This term refers to product components manufactured from laminated and or jointed material which may be visible in the finished product.

Oak Doorframes

JELD-WEN Oak doorframes are manufactured from quality components ready for assembly and finishing. They are specified to closely match the JELD-WEN range of oak doors and are similarly made from engineered materials, including non-oak species concealed within the core. While oak is a naturally attractive and widely used hardwood, the performance of these doorframes is determined by their preparation and installation. Accordingly they are guaranteed for one year against manufacturing defects.

Recommendations

Storage

Door Frames and Patio doors

Un glazed products must be stored in a dry place stacked flat, slightly raised from the ground and adequately protected from the weather. No internal joinery shall be stored in a building which has not adequately dried out. Glazed products must be stored under cover, standing upright.

Doors and Doorsets

Storage and handling of doors must be in accordance with guidance offered by BS 8000 Part 5:1990.

A timber door or doorset must not be exposed to extremes of temperature or humidity prior to protection.

Doors or doorsets must be kept dry and stored flat in a protected, well ventilated area. Doors or doorsets must not be stored or hung in damp or freshly plastered rooms. Polythene or other protective wrappings must remain on the product as long as possible.

Natural finished (un-decorated) product must not be stored in a way that fully or partly exposes them to daylight. Exposure to ultra-violet light (normal daylight) can cause fading or discolouration of timber and veneers.

If stacking, use a minimum of three bearers, equally spaced along the length and across the full width of the door, to ensure an equal distribution of weight.

Installation

Door Frames and Patio doors

Fitting instructions must be followed and the assembly and fitting procedures described must be strictly adhered to. All product instructions are available on our website www.jeld-wen.co.uk

All joinery shall be installed correctly in accordance with normal trade practices and adequately maintained in service.

In the case of replacement products, reveals must be sterilised before new joinery is fixed.

Doors and Doorsets

Fitting instructions where must be followed and the assembly and fitting procedures described must be strictly adhered to, particularly for fire doors. All product instructions are available on our website www.jeld-wen.co.uk Fitting of doors must be in accordance with guidance offered by BS 8000 Part 5:1990.

Locks and letter plates etc. should be fitted before the door is hung.

If the door is preservative treated, any cut or drilled area for locks and letter plates etc., must also be preservative treated before hanging.

Preparation for and installation of any additional hardware must be effected in a manner that ensures that water cannot penetrate inside the external protective coating/layer.

Feature and panel doors should not be reduced by more than 6mm all round.

Moulded and Flush doors a maximum of 6mm bottom, and 4mm off each long edge. Tops of doors must not be trimmed as this edge contains important manufacturing information, Fire doors in particular must not be trimmed at the top as each door has a unique traceable label applied.

Care must be taken in the fitting of locks and latches to ensure that the performance of the stile and rail joints are in no way impaired. Mortice locks must not be fitted opposite the midrail because of the danger of removing the dowels and weakening the door.

External doors must be hung on 1½ pairs of good quality brass or steel 102mm (4") hinges.

Internal doors can be hung on one pair of hinges 76mm (3") unless the weight exceeds 20kg or a large difference in humidity on opposite faces of the door is likely. A bathroom door for example, requires one and a half pairs of hinges.

Jambs and stops in door frames must be square and plumb.

Special detail attention must be paid to installation of fire doors, including compatibility of frame, intumescent seals and all hardware and ironmongery. Technical data sheets are available on our website www.jeld-wen.co.uk

Manual Handling

Almost all glazed windows and doors, and many un glazed products, weigh in excess of 15kg.

Considerable care must be taken in the handling of all our products, both to prevent damage, and particularly to avoid injury to those using our products. If manual handling methods are to be used, the risk to the user must be assessed and suitable manual or mechanical assistance provided if necessary. Detail standard product weights are available on request.

Guidance on Manual Handling assessments can be found on the HSE web site, www.hse.gov.uk

Decoration

Door Frames and Patio doors

All undecorated joinery supplied 'in the white'(un-finished) must be suitably primed or stained before external exposure. All joinery supplied primed must receive further coats of paint within 3 months of delivery. Knotting must be reapplied if knots become visible. All joinery supplied with a basecoat of stain must receive further decorative coats as soon as possible and certainly within 1 month. Knotting treatment must be applied if an opaque paint finish is required. Any surfaces subsequently cut, particularly those exposing end grain, must be brush coated with preservative and if required for paint finish must also be primed before the joinery is fixed in position in accordance with British Standards or Eurocodes.

Recommendations

Doors and Doorsets

All doors must be finished within 24 hours of purchasing wherever possible. Doors which are purchased within 24 hours but are not ready to be hung must be stored correctly, see storage.

Decorate in accordance with the British Standard Code of Practice BS 6150:2006. Painting of Buildings, and BS 8000 Part 5:1990.

The stain or paint manufacturers instructions must be followed.

We do not recommend the use of Danish oil, varnishes with or without UV protection, yacht varnish or polishes or low build stains on any of our products as this will invalidate the warranty of the product.

All surfaces must be treated (sealed) at the same time to prevent distortion from moisture imbalance. A base coat stain or paint primer are in themselves not a seal.

It is essential that the paint or stain be applied to all four edges of the door and inside all cut-outs for locks, letter plates, hinges and glazing recesses. We recommend that in areas of severe exposure external doors should be protected by a porch, hood/canopy, in addition to the recommended decorative protection.

Glazing Doors and Doorsets

Glazing must be carried out using a proprietary material or glazing system complying with the requirements of BS 8000 Part 7:1990 and NHBC Standards Charter 6.7 January 1999 edition effective from January 2000. Linseed oil putty is not permitted and such use will invalidate the guarantee.

Setting blocks, distance pieces and glazing spacers must be used. See product instructions for details. All product instructions are available on our website www.jeld-wen.co.uk

Glazing rebates and the concealed surfaces of all beads must receive either a coat of proprietary brand sealer or two coats of the finishing material, to be applied to the frame before glazing.

Standard insulating glass units used in patio doors and conservatories must not be used in areas of high humidity, e.g. swimming pools or similar.

Safety Glass

In critical areas (doors, around doors and low level) the product must be fitted with toughened or other safety glazing in accordance to Approved document N.

Maintenance

Door Frames, Patio doors, Doors and Doorsets
The decorative finish applied to external joinery must be maintained in service.

Annual inspection should be made and touching up carried out as necessary in areas of wear.

Conditions Of Sale

Prices are quoted subject to our standard terms and conditions, and goods will be supplied in accordance with our standard conditions of sale.

Postal/courier deliveries

A minimum charge of £10.00 will be added to orders for small items requiring delivery by post or courier. For orders exceeding this minimum postal charge a quotation will be given prior to despatch.

Deliveries to site (Sheffield Doors)

All orders will be delivered on articulated vehicles for off-loading by the customer. Where access is restricted, deliveries can be made on a rigid vehicle, incurring a premium which is available on request. A minimum of order value of £1,000 net or 100 doors

Cancelled/Amended orders/products (Melton Frames)

All products cancelled or amended will incur the following charges; Products manufactured will be charged at the full price, products cancelled or amended during the manufacturing process will incur a 35% of the full price charge and products cancelled or amended where a manufacturing instruction has been issued will incur a 25% of the full price charge. Non standard items are manufactured to special order and can not be accepted for return.

Cancelled/Amended orders/products (Sheffield Doors)

Please contact our sales office on 0845 122 2891 for further information.

Goods returned for re-delivery (Sheffield Doors)

Any deliveries refused on the acknowledged delivery date will incur a 25% handling and re-delivery charge for unglazed doors or 40% for glazed doors. Any products that are returned and stored for 2 weeks from the original acknowledged date will be invoiced in full.

Goods returned for re-delivery and storage of goods (Melton Frames)

All products:
Up to 48 hours after receipt of acknowledgement – the acknowledged delivery date maybe amended without charge.
Over 48 hours and more after receipt of acknowledgment – if the acknowledged delivery date is delayed by the customer for more than 2 weeks after the original acknowledged delivery date the goods will be invoiced in full, or a storage charge will be incurred.

Patios and doorsets up to 5 days after receipt of acknowledgement – 20% acknowledged cost

Patios and doorsets after 5 working days – charged in full

Unglazed doorframe product after 48 hours – charged in full

Refusal of delivery on an acknowledged delivery date will incur a handling and re-delivery charge of 20% of invoice value.

Goods returned and stored will incur additional storage charges and will be invoiced in full after four weeks.

Storage costs per week
-£1 per doorframe
-£10 per patio door
-£10 per external doorset

Illustrations & Reproduction

Products are shown glazed, fully finished and with ironmongery for the purpose of illustration only unless stated otherwise.

Photographs, drawings and other information contained in this brochure are the property of JELD-WEN and may not be reproduced in any form without prior permission. Colours and photographs are as accurate as the photographic and printing processes allow.

Head Office
JELD-WEN UK Ltd
Retford Rd, Woodhouse Mill,
Sheffield, South Yorkshire,
S13 9WH.
www.jeld-wen.co.uk
0845 122 2891
marketing@jeld-wen.co.uk

Terms and Conditions

1. GENERAL

- (a) In the Contract, the 'Company' means JELD-WEN UK Ltd; the 'Customer' means the person, firm or company buying the Goods under the Contract; the 'Contract' means any agreement between the Company and the Customer for the supply of Goods by the Company to the Customer which incorporates these Conditions; the 'Conditions' means these terms and conditions; 'Goods' means the subject matter of the Contract including (but not limited to) raw materials, finished or semi-finished materials or articles, machinery and spares, commodities etc, and any installation or other services provided in connection with the Goods whether one or a number of items whether or not identical or similar; 'Guarantee' means a guarantee (if any) set out in the Company's current catalogue at the time of delivery; "defect" means any non conformity of the Goods with the requirements of the Contract or any Guarantee, including negligence or breach of any applicable express or implied terms as to quality, standard, condition or fitness for purpose, and "defective" shall be construed accordingly; 'Hirework' means any remedial work carried out by the Company other than remedial works carried out pursuant to Condition 10(b); 'Recommendation' means any recommendation (if any) set out in the Company's current catalogue at the time of delivery; 'Special Products' means any Goods which are not described in the Company's current catalogue at the time of delivery as being 'Products in Stock' and/or Goods which are not available from the Company's stock at the time the order is accepted; 'Special Condition' means any Conditions of Sale in the Company's current catalogue at the time of delivery; 'Statutory Interest' means statutory interest as set from time to time pursuant to the Late Payment of Commercial Debts (Interest) Act 1998 being at the date of this print, 8% per annum above the official dealing rate of the Bank of England. References to 'time of delivery' shall be to the time of delivery as determined in accordance with Condition 6 of these Conditions.
- (b) The Contract will be subject to these Conditions and any Special Conditions, Recommendations or Guarantees to the exclusion of any conditions of order or purchase of the Customer or any other standards, specifications or particulars of or adopted by the Customer unless expressly accepted in writing by the Company as part of the Contract. In the event of any conflict between these Conditions and any Special Conditions, Guarantees or Recommendations, the Special Conditions, Guarantees and Recommendations shall prevail.

2. QUOTATIONS AND TENDERS

- (a) No order placed in response to the Company's quotation will be binding unless accepted by the Company in writing.
- (b) Where Goods are to be supplied from stock, such supply is subject to the availability of stocks at the date of delivery.
- (c) Tenders submitted by the Company are open for acceptance for a period of no longer than 30 days from the date of the tender, unless in the tender some other period is specified or accepted. A tender may be withdrawn at any time before acceptance.

3. PRICES

- (a) Where the Goods are sold by reference to the Company's published price list, the price payable for the Goods shall be the price as published in the price list current at the date of despatch of the Goods from the Company's works less any discount (if any) allowed to the Customer (any such discount shall be given at the Company's discretion). If an actual price is stated in any quotation, tender, order or acknowledgement, which is taken from a list price, then that price shall be substituted with the list price as at the date of despatch.
- (b) Where the Goods are sold other than by reference to the Company's price list and unless otherwise specifically stated in writing, the price stated in the Contract shall be a reasonable price including the cost to the Company of materials, fuel, power, transport and labour at the date of acceptance of the order or quotation (whichever is the earlier) and a reasonable profit. If at the date of despatch of the Goods from the Company's works there has been any increase in all or any of such costs, the price payable for the Goods may at the discretion of the Company be increased accordingly.
- (c) Where the price for the Goods is varied in accordance with this Condition 3 the price as varied shall be binding on both parties and shall not give either party any option of cancellation.
- (d) There shall be added to the price for the Goods any value added tax and any other tax or duty relating to the manufacture, transportation, export, import, sale or delivery of the Goods (whether initially charged on or payable by the Company or the Customer).
- (e) The price includes packing and free delivery by a method of transport of the Company's choice to the destination stated in the Contract if such destination is on the mainland of Great Britain and provided the value of order exceeds the prevailing minimum order value published in the Company's current catalogue.

- (f) If the value of the order does not exceed the prevailing minimum order value as set out in the Company's current catalogue at the time of delivery, the appropriate surcharge published in the Company's current catalogue shall be charged.
- (g) If such destination is not on the mainland of Great Britain and unless otherwise agreed in writing, the Goods will be delivered ex works.
- (h) If the Contract stipulates, or the Customer requests, special packing and/or transport arrangements, the extra cost will be for the account of the Customer.
- (i) Payment shall be made in pounds sterling.

4. TERMS OF PAYMENT

- (a) Where credit is approved and unless otherwise expressly agreed, accounts are due for payment not later than the end of the month following the month of despatch.
- (b) Where credit is not approved payment must be received before delivery or in the case of Special Products before the commencement of manufacture.
- (c) When deliveries are spread over a period each consignment will be invoiced as dispatched and each month's invoices will be treated as a separate account and be payable accordingly.
- (d) The Company reserves the right to demand security for payment of the price (such as (but without limitation) an on-demand guarantee given by a bank or a parent company guarantee).
- (e) Without prejudice to any other rights and remedies of the Company, if any amount payable to the Company by the Customer becomes over due, the Company shall be entitled to charge the Customer Statutory Interest, accruing on a daily basis until payment is made, whether before or after any judgement and statutory fixed compensation.
- (f) Where genuine doubts arise as to a Customer's financial position, or the Customer fails to pay when due the price for any Goods (or any delivery or instalment of the Goods) or any other amount, or the Customer fails to provide any security for payment when requested, the Company shall be entitled to suspend manufacture, delivery and work under the Contract and any other order or contract with the Customer without liability until payment in full has been made or satisfactory security for payment has been provided. Any such suspension shall be without prejudice to any other right the Company may have.

5. ORDERS OF SPECIAL PRODUCTS

- (a) Where the Company accepts orders for Special Products the Company will use all reasonable endeavours to execute the order, but if it proves impossible, impracticable or uneconomical to carry out or complete the order, the Company reserves the right to cancel the Contract or the uncompleted balance thereof, in which event the Customer will only be liable to pay for the part thereof actually delivered.
- (b) The Customer shall not be entitled to cancel the Contract once an order for Special Products has been accepted.

6. DELIVERY AND COMPLETION DATES

- (a) Unless otherwise agreed in writing by the Company, the Goods shall be delivered:-
- (i) to the destination stated in the Contract, if on mainland Great Britain;
- (ii) ex works (as defined in Incoterms 2000) at the Company's manufacturing site, if the destination stated in the Contract is not on mainland Great Britain.
- (b) Delivery means to the nearest point to the destination stated in the Contract for delivery on a road suitable in the opinion of the driver, for the vehicles used.
- (c) The delivery or performance dates specified in the Contract and Special Conditions are approximate only and time is not the essence of delivery. The Customer shall have no right to reject the Goods or terminate the Contract in such circumstances unless:-
- (i) the delay is substantial and results from a reason other than an event of force majeure as defined in Condition 16; and
- (ii) the Customer has given to the Company notice on or after any agreed date for delivery and the Company has failed to deliver within 60 days following receipt of such notice. Whether or not the Customer exercises any right to reject the Goods or terminate the Contract, the Company will not be liable in any circumstances for the consequences of any delay in delivery or failure to deliver.
- (d) The Company cannot undertake to meet any schedule of Customer's requirements supplied after the date of the Contract and will have no liability whatever for delay in meeting or failure to meet all or any of such requirements (howsoever such failure or delay may arise including without limitation in negligence) unless and to the extent that the Company expressly agrees in writing to meet such requirements, in which event Condition 6 (c) shall apply.
- (e) The Customer acknowledges that the Company is not obliged to provide the Customer with any prior notice of a delivery date and time.

- (f) The Customer will provide, at its expense, the necessary labour and equipment to unload the Goods from the vehicle with the minimum of delay.

7. CANCELLATION

- (a) Save where explicitly stated the Customer shall not be entitled to cancel the Contract once an order has been accepted.
- (b) Subject always to Condition 7(a) where the Customer is entitled to and does so cancel an order which has been accepted by the Company, the Customer shall pay the price for all Goods for which orders have been accepted by the Company, in full whether or not such Goods have been delivered.

8. DELAYED ACCEPTANCE

- (a) If for any reason the Customer is unable or unwilling to accept delivery of the Goods, when the Goods are ready for delivery:-
- (i) the Company may arrange storage of the Goods and the Customer shall be liable to the Company for the reasonable costs (including insurance) of such storage;
- (ii) risk in the Goods will pass to the Customer; and
- (iii) the Goods shall be deemed to have been despatched and delivered at the time delivery is tendered by the Company, and if no credit period has been allowed, the price and all additional charges in respect of the Goods shall become immediately due and payable.
- (b) This provision is without prejudice to any other right which the Company may have in respect of the Customer's failure to take delivery of the Goods.

9. RISK AND TITLE TO GOODS

- (a) The risk in the Goods shall pass to the Customer on the earlier of:-
- (i) delivery of the Goods to the Customer or its representative;
- (ii) tender of delivery to the Customer;
- (iii) when the Goods are appropriated to the Customer's order but kept at the Company's premises or elsewhere in storage at the request of the Customer; or
- (iv) when loaded on board a ship at a UK port as appropriate, if the Company has agreed in writing to deliver the Goods outside mainland Great Britain or to a ship.
- (b) The Company accepts no responsibility for any damage, shortage or loss in transit after risk in the Goods has passed. Claims for any damage, shortage, or loss in transit should be notified within 2 Business Days by facsimile or telephone confirmed in writing to the carrier and to the Company and the carrier's conditions in relation to claims for damage shortage or loss in transit must be strictly complied with. If the carrier's conditions are not strictly complied with, the Customer will indemnify the Company against all loss resulting therefrom.
- (c) Title to the Goods shall remain with the Company until payment in full (in cash or cleared funds) has been received by the Company for the Goods, for any other goods supplied to the Customer by the Company, and for any other monies due from the Customer to the Company on any account.
- (d) Until title to the Goods has passed to the Customer under Condition 9 (c) above the Customer shall:
- (i) hold the Goods on a fiduciary basis as the Company's bailee;
- (ii) store the Goods (at no cost to the Company) securely and separately from all other Goods of the Customer or any third party in such a way that they remain readily identifiable as the Company's property;
- (iii) not destroy, deface or obscure any identifying mark or packaging on or relating to the Goods;
- (iv) not attach the Goods to real property such as buildings or land; or
- (v) not use, consume or resell the Goods.
- (e) At any time before title to the Goods passes to the Customer (whether or not any payment to the Company is then overdue or the Customer is otherwise in breach of any obligation to the Company) the Company may (without prejudice to any other of its rights) retake possession of all or any part of the Goods or require delivery up to it of all or any part of the Goods.
- (f) The Customer agrees that the Company may enter any premises of the Customer for the purpose of retaking possession of all or any part of the Goods (or authorise others to do so).
- (g) The Company may at any time appropriate sums received from the Customer as it thinks fit notwithstanding any purported appropriation of the Customer.
- (h) Notwithstanding that the Goods (or any of them) remain the property of the Company, the Customer may sell or use the Goods in the ordinary course of the Customer's business at full market value for the account of the Company. Until property in the Goods passes from the Company, the entire proceeds of sale or otherwise of the Goods shall be held in trust for the Company on a fiduciary basis and shall not be mixed with other money or paid into any overdrawn bank account and shall be at all material times identified as the Seller's money.

10. WARRANTY AND LIMIT OF RESPONSIBILITY

- (a) In accordance with the usual custom of the trade the Company does not guarantee doors manufactured of Redwood, and shall have no liability for any defects in such Goods.
- (b) Subject to Condition 10(a), if any Goods of the Company's manufacture are defective, the Company will (at the Company's choice) either repair or supply replacements, or refund a reasonable proportion of purchase price for the Goods, provided that the Company shall have no liability (including without limitation in negligence) for:-
- (i) apparent defects notified to the Company later than 2 working days from delivery of such Goods to the Customer in accordance with Condition 9; or
- (ii) any latent or other defects notified to the Company later than 14 days after the Customer becomes aware or ought to have become aware of the defect in such Goods from Company's works; or
- (iii) any latent or other defects notified to the Company outside any guarantee periods given in the Company's then current catalogue at the time of despatch (the 'warranty periods').
- (c) The Company will require a reasonable period of time to carry out any repairs or supply of replacements.
- (d) The Company warrants in relation to Goods not of the Company's manufacture (including but not limited to parts and components supplied by others for Goods manufactured by the Company) that it will so far as it is able to do so give the Customer the benefit of any express guarantee or warranty by the manufacturer or supplier of such Goods and any of the other rights which the Company has against the manufacturer or supplier.
- (e) The Company shall have no liability (including without limitation in negligence) under Conditions 10(b) or (d) or otherwise to the extent that any defects in the Goods results from a failure of the Customer to comply with the following requirements:-
- (i) all Goods must be stored in a dry place, stacked flat, slightly raised from the ground and adequately protected from the weather. No internal joinery shall be installed in a building, which has not adequately dried out;
- (ii) all joinery supplied in the white must be suitably primed without delay after receipt and all joinery supplied shall receive further coats of paint within a reasonable period. Joinery supplied with a base-coat of stain must receive further coats as soon as possible;
- (iii) any surfaces subsequently cut, particularly those exposing end grain, must be brush coated with preservative and if required for paint finish must also be primed before the joinery is fixed in position;
- (iv) all joinery shall be installed correctly in accordance with normal trade practices and adequately maintained in service;
- (v) paintwork or other protective surface finish of external joinery must be maintained in service and moisture shall not be allowed to penetrate into the timber;
- (vi) the Customer must not have fitted, fixed, painted (except where required by the Company) or in any way altered the Goods; and
- (vii) the Customer must have complied with any instructions of the Company relating to the Goods including (but not limited to) all Recommendations and all conditions of any Guarantee.
- (f) Additionally, in the event of any claim under any of the foregoing warranties or under any condition of warranty or guarantee implied by law or under any other express condition warranty or guarantee the following provisions shall apply:-
- (i) the Goods to be repaired or replaced shall be made available for collection by the Company at the original point of delivery and the expenses of re-delivery shall also be for the Company's expense;
- (ii) exchanged Goods will become the property of the Company; and
- (iii) if any claim is invalid, the Company may make charge for any costs and expenses incurred in investigating the claim, recover any refunds given, and charge for any repairs or replacements made.
- (g) The Customer's remedies and the Company's liability in respect of any defects in the Goods, including for breach of any implied warranty, term or condition as to the quality, standard, fitness for purpose or compliance with same of the Goods, shall be limited to the remedies and liability set out in this Condition 10, and to the warranty periods specified in Condition 10 (b). All replaced or repaired Goods will be warranted for the unexpired portion of the warranty periods.
- (h) Descriptions in the Company's catalogue (including as to colours, designs, methods of manufacture and specifications) are illustrative only and the Goods delivered may alter from their description. The Company shall be entitled to alter the description of Goods at any time without notification.

11. HIREWOK

- (a) Hirework is undertaken on the express understanding that the Company cannot be responsible for any distortion, faults or defects which appear or develop during or are caused by the Hirework, howsoever arising even if resulting from any fault, negligence or mistake of the Company.

- (b) The Company gives no guarantee or warranty of any kind in relation to the Hirework but subject to the availability of capacity and facilities, it will endeavour to correct any such distortions, faults or defects at the Customer's expense and risk. The Company shall not in any circumstances be liable (including without limitation in negligence) for any damages, compensation, costs, expenses, losses or other liabilities whether direct or consequential and any other remedy which would otherwise be available in law is hereby excluded except to the extent that such exclusion is prohibited by law.

12. GENERAL LIMITATION OF LIABILITY

- (a) Other than as expressly stated in the Contract and except to the extent such exclusion is prevented by law, the Company excludes its liability to the Customer for or arising out of (i) breach of this Contract; (ii) defective Goods; (iii) negligence in connection with this Contract; (iv) the acts or omissions of its officers, employees, agents or contractors, and (v) misrepresentation (other than fraudulent) in connection with this Contract, whether such liability is in contract, tort, statute or otherwise howsoever arising (the "Default Liability").
- (b) Notwithstanding anything to the contrary in this Agreement, the Company does not limit or exclude its Default Liability for personal injury or death due to its negligence, or for fraud or fraudulent misrepresentation, or for any other matter for which it is not permitted to exclude or limit liability under English law.
- (c) The Company excludes and shall not have any Default Liability for (1) any special, indirect or consequential loss, or (2) any loss of profit, use, anticipated savings, data, production, business, revenue, contract or goodwill, or (3) any costs or expenses, liability, commitment, contract or expenditure incurred in reliance on or expectation of the Goods being provided in accordance with this Contract, or (4) losses suffered by third parties or any liability of the Customer to any third party.

13. CUSTOMER'S SPECIFICATION

- (a) The Company is entitled to assume that all drawings, descriptions, specifications and other information supplied by the Customer to the Company, whether written or verbal, is in all respects complete, accurate and entirely suitable for the Customer's requirements.
- (b) Unless otherwise expressly agreed, the Company shall have no responsibility for the performance suitability or durability of any Goods or any materials or workmanship comprised therein to the extent that the same is manufactured in accordance with the Customer's designs, drawings, standards or specifications.
- (c) The Customer agrees upon demand to indemnify the Company against all losses, damages, injury costs and expenses of whatever nature suffered by the Company to the extent that the same are caused by or related to:-
- (i) Designs, drawings or specifications given to the Company by the Customer in respect of Goods;
- (ii) Defective materials or products supplied by the Customer to the Company and incorporated by the Company in the Goods; or
- (iii) The improper incorporation, assembly, use, processing, storage or handling of Goods by the Customer.
- (d) For the purposes of this Condition 13(c) materials or products supplied by the Customer shall be of a quality sufficient to enable the Company to provide the Goods in accordance with this Contract.

14. CONFIDENTIALITY; PATENTS ETC.

- (a) Any drawings, specifications or other technical information supplied to the Customer by the Company in connection with the Contract are provided on the express understanding the Customer will not give, loan, exhibit or sell such drawings, specifications or technical information to any third party and that the Customer will not use them in any way except in connection with the Goods or services provided hereunder. The copyright in all documents provided by the Company will remain vested in the Company.
- (b) The Customer shall indemnify the Company against all actions, costs (including the cost of defending and legal proceedings), claims, proceedings, accounts and damages in respect of any infringement or alleged infringement of any patent, registered design, copy-right, trade mark or other industrial or intellectual property rights resulting from compliance by the Company with the Customer's instructions whether express or implied.

15. TERMINATION

- (a) The Company may without prejudice to its rights and remedies under these Conditions stop all Goods in transit and suspend further deliveries and repossess any Goods without notice to the Customer and terminate the Contract immediately if the Customer:-
- (i) shall commit any breach of any part of the Contract; or
- (ii) being a company, become unable to pay its debts (within the meaning of Section 123 of the Insolvency Act 1986) or shall be liquidated or wound-up or have a petition for winding-up presented against it or pass a resolution for

winding up or if a petition for the appointment of an administrator be presented against the Customer or if the Customer shall have any receiver or administrative receiver appointed in respect of the whole or any part of its undertaking or assets or if the Customer shall convene any meeting of its creditors or make a deed of assignment or arrangement or otherwise compound or compromise with its creditors; or

(iii) being an individual or a partner, becomes unable to pay its debts (within the meaning of Section 268 of the Insolvency Act 1986) or is subject to an interim order or commits any act of bankruptcy, or makes a voluntary arrangement with his creditors; or

(iv) in the opinion of the Company have its financial responsibility impaired.

16. FORCE MAJEURE

The Company shall not be liable for any failure or delay in performing this Contract, including failure to deliver or delay in delivering the Goods, where due to events or circumstances beyond the reasonable control of the Company including, without limitation, acts of God, governmental actions, war or national emergency, acts of terrorism, protests, riot, civil commotion, fire, explosion, flood, epidemic, lock-outs, strikes or other labour disputes (whether or not relating to either party's workforce), or restraints or delays affecting carriers or inability or delay in obtaining supplies of adequate or suitable materials.

17. ENTIRE AGREEMENT

The Contract, and where specifically stated in these Conditions, any Special Conditions, Guarantees and any Recommendations (if any), constitute the entire agreement between the Company and the Customer for the sale of the Goods. The Customer acknowledges that in entering into the Contract it does not rely upon and shall have no remedy in respect of any statement, warranty or representation of the Company or any other person, relating to the Contract (other than fraudulent misrepresentations).

18. SEVERANCE

Each of the provisions of this Contract are separate and severable. To the extent that any provision of the Contract is found by any court, tribunal or administrative body of competent jurisdiction to be wholly or partly illegal, invalid, void, voidable, unenforceable or unreasonable it shall to that extent be severed and the remainder of the Contract shall continue in full force and effect.

19. WAIVER

Failure or delay by the Company in enforcing or partially enforcing any provision of the Contract will not be construed as a waiver of any of its rights under the Contract.

20. PACKING

Unless otherwise specified, packing cases and packing materials may (at the discretion of the Company) be charged extra, but where stated to be returnable will be credited in full on return to the Company's works Carriage paid, in good condition and within one month of the receipt by the Customers. The Company uses its reasonable endeavours to ensure, where necessary, suitability of packing before despatch, but no claim will be accepted by the Company for breakage or damage in transit, on the ground of alleged unsuitability of packing.

21. SUB-CONTRACTING

The Company reserves the right to sub-contract the whole or any part of the Contract.

22. APPLICABLE LAW

The Contract shall in all respects be governed by and construed in accordance with English law and the Customer hereby submits to the exclusive jurisdiction of the English Courts.

23. CONTRACTS (RIGHTS OF THIRD PARTIES) ACT 1999

The parties to this Contract do not intend that any of its terms will be enforceable by virtue of the Contracts (Rights of Third Parties) Act 1999 by any person not a party to it.

24. DATA PROTECTION ACT 1998

The Customer agrees that the Company shall be entitled from time to time to:-

- (i) make searches with a credit reference agency with respect to the Customer, and any partners or directors of the Customer, and to permit that credit reference agency keep a record of that search and share it with other businesses;
- (ii) in connection with its membership of any credit circle, disclose to other members of that credit circle, details of such credit searches and information concerning the Customer's account with the Company, including payment history, late payment and breaches of contract. The Customer may by notice to the Company request that its details not be disclosed to a credit circle.

JELD-WEN UK Ltd.

CAMD20

ISSUE: F

DATE: 14 Jan 08

Index

A			
Abington cherry external	99	Cottage	24
Abington oak external	104	Cottage external	112
Aegean moulded glazed	18	Croft external	100
African maple real wood veneer	45,47,49,51,53	Cube	68-69
Anderton oak	28		
Argentite external	102	D	
Arlington moulded	72-73	Door frames	150-157
Ash foil veneer finish	56	DreamVu™	132-135
Ash real wood over-veneer	45,47,49,51,52	Dunster external	112
Aston white oak	25		
Aston white primed	41	E	
Atherton moulded	74-75	E2XG external	105
Avesta white primed	37-39	E2XGG external	105
		EKXT external	106
		Eco-grade real wood veneer	45,47,49,51,55
		Eversley external	116-117
		External doors	96-118
B			
Barnard external	112	F	
Beech foil veneer finish	56	Farndale	136-137
Beech real wood veneer	45,47,48,51,54	Fenton	146-149
Bi-fold	22,39,72,74,77,78,79,82	FireGuard 35mm fire door	86-87
Boarded external	107	FLB	24,102,107
Bostonian moulded	77,79,80	Flat entrance doorsets	94-95
Brooke external	102	Foil veneer finish	56-57
Brilliant cut moulded glazed	18,73,76,85	Folding sliding patio	122-125,128-129,138-141
Building regulations	159		
		G	
C		Garage doors	119
Cambridge moulded	76	Gates	107
Camden moulded	82	Guarantees	160-162
Camden moulded glazed	83		
Cherry arch	36		
Clifford external	112		
Composite doorsets	111-115		
Conditions of sale	162		
		H	
		Hardboard	58
		Harlequin external	101
		Hemlock external	105-106
		Honey oak	36
		Huntingdon	29
		I	
		Internal doors	20-95
		K	
		Kensington doorsets	116-117
		Kensington premium range	100-102
		Kensington plus premium range	103
		Keep external	112
		Koto real wood over-veneer	45,47,48,51,55
		L	
		LB external	102
		Lenzie oak external	104
		Linea	66-67
		M	
		Mackintosh inspired range	104
		Maple shaker	34
		MDF	61
		Montoya external	101
		Moulded pairs	18-19
		Moulded technical reference	88-89
		McKean external	99

N

Newark	64-65
Newland shaker	27
Newstead	29

O

Oak Canberra	122-127
Oakfield moulded	78-80
Oak foil veneer finish	56
Oakfold	128-131
Oregon white oak	22-24

P

Paint grade internal	59-60
Paint grade external	108-109
Pair maker system	16-17
Pantograph	35
Patio doors	120-149

R

Randall external	102
ReadyFit doorsets	91-93
Redesdale external	101
Redwood external	107
Rising external	112
Rockport moulded	70-71
Romero external	103
Room dividers	8-19
Room Fold Plus	10-15
Royal oak moulded	84-85
Rustic	33

S

Sapele real wood veneer	45,47,49,51,54
Secure Fit doorsets	94-95
Serna external	103
Shaker	12,14,26,27,34,36,38,40,76
Silvanite external	101
Sliding folding patios	122-125,128-129,138-141
Stable external	107
Steel external	118

T

Technical reference guide	158-159
Terms & Conditions	163-164
Thornbury external	101
Tilsbury external	112
Todridge oak	31
Torrance oak external	104

U


Upnor external	112
----------------	-----

V

Veneer flush	44-57
Veroni external	102

W

Walden external	112
Wellington	138-145
White oak real wood veneer	45,47,48,51,53



JELD-WEN also manufactures an extensive range of windows and stairs.

For the latest copies of JELD-WEN catalogues call **01344 350 270** or go to **www.jeld-wen.co.uk**



For sales enquiries call:

Internal & External Doors **0845 122 2891**

Windows, Patios & External Doorsets **0845 122 2892**

Stairs **0845 122 2894**

RELIABILITY *for real life®*



The mark of responsible forestry

The timber has been sourced from properly managed, sustainable forests which operate within strict controls of FSC®.



The paper used in this publication is obtained by manufacturers who have been awarded ISO 14001 for their environmental controls.

JELD-WEN UK LTD

Retford Road, Woodhouse Mill,
Sheffield, South Yorkshire, S13 9WH

T. 0845 122 2890

F. 0114 254 2365

E. marketing@jeld-wen.co.uk

Visit us at **www.jeld-wen.co.uk**

Or scan our QR code with your smartphone.



FEB 2013

50K

SS/MF/JWD1470/ISSUE01